
UNITED STATES SECURITIES AND EXCHANGE COMMISSION
Washington, D.C. 20549

Form 10-K

(Mark One)

☒ ANNUAL REPORT PURSUANT TO SECTION 13 OR 15(d) OF THE SECURITIES EXCHANGE ACT OF 1934

For the fiscal year ended December 31, 2018

OR

☐ TRANSITION REPORT PURSUANT TO SECTION 13 OR 15(d) OF THE SECURITIES EXCHANGE ACT OF 1934

Commission file number: 000-55599

HINES GLOBAL INCOME TRUST, INC.

(Exact Name of Registrant as Specified in its Charter)

Maryland

80-0947092

(State or Other Jurisdiction of Incorporation or Organization)

(I.R.S. Employer Identification No.)

2800 Post Oak Boulevard Suite 5000

77056-6118

Houston, Texas

(Zip code)

(Address of principal executive offices)

Registrant's telephone number, including area code: (888) 220-6121

Securities registered pursuant to Section 12(b) of the Act: None.

Securities registered pursuant to Section 12(g) of the Act: Common Stock, par value \$0.001

Indicate by check mark if the registrant is a well-known seasoned issuer, as defined in Rule 405 of the Securities Act. Yes ☐ No ☒

Indicate by check mark if the registrant is not required to file reports pursuant to Section 13 or Section 15(d) of the Exchange Act. Yes ☐ No ☒

Indicate by check mark whether the registrant: (1) has filed all reports required to be filed by Section 13 or 15(d) of the Securities Exchange Act of 1934 during the preceding 12 months (or for such shorter period that the registrant was required to file such reports), and (2) has been subject to such filing requirements for the past 90 days. Yes ☒ No ☐

Indicate by check mark whether the registrant has submitted electronically every Interactive Data File required to be submitted pursuant to Rule 405 of Regulation S-T (§232.405 of this chapter) during the preceding 12 months (or for such shorter period that the registrant was required to submit and post such files). Yes ☒ No ☐

Indicate by check mark if disclosure of delinquent filers pursuant to Item 405 of Regulation S-K (§229.405 of this chapter) is not contained herein, and will not be contained, to the best of the registrant's knowledge, in definitive proxy or information statements incorporated by reference in Part III of this Form 10-K or any amendment to this Form 10-K. ☒

Indicate by check mark whether the registrant is a large accelerated filer, an accelerated filer, a non-accelerated filer, or a smaller reporting company. See the definitions of "large accelerated filer," "accelerated filer" and "smaller reporting company" in Rule 12b-2 of the Exchange Act.

Large accelerated filer ☐

Accelerated filer ☐

Non-accelerated filer ☒

Smaller reporting company ☒

Emerging growth company ☒

If an emerging growth company, indicate by check mark if the registrant has elected not to use the extended transition period for complying with any new or revised financial accounting standards provided pursuant to Section 13 (a) of the Exchange Act. ☒

Indicate by check mark whether the registrant is a shell company (as defined in Rule 12b-2 of the Exchange Act). Yes ☐ No ☒

Aggregate market value of the common stock held by non-affiliates of the registrant: No established market exists for the registrant's common stock.

As of March 1, 2019, approximately 19.1 million shares of the registrant's Class AX common stock, 19.9 million shares of the registrant's Class TX common stock, 0.1 million shares of the registrant's Class IX common stock, 6.9 million shares of the registrant's Class T common stock, 2.7 million shares of the registrant's Class D common stock and 0.7 million shares of the registrant's Class I common stock were outstanding.

TABLE OF CONTENTS

PART I

Item 1.	Business	1
Item 1A.	Risk Factors	6
Item 1B.	Unresolved Staff Comments	46
Item 2.	Properties	47
Item 3.	Legal Proceedings	51
Item 4.	Mine Safety Disclosures	51

PART II

Item 5.	Market for Registrant's Common Equity, Related Stockholder Matters and Issuer Purchases of Equity Securities	52
Item 6.	Selected Financial Data	59
Item 7.	Management's Discussion and Analysis of Financial Condition and Results of Operations	60
Item 7A.	Quantitative and Qualitative Disclosures About Market Risk	77
Item 8.	Financial Statements and Supplementary Data	78
Item 9.	Changes in and Disagreements With Accountants on Accounting and Financial Disclosure	113
Item 9A.	Controls and Procedures	113
Item 9B.	Other Information	114

PART III

Item 10.	Directors, Executive Officers and Corporate Governance	114
Item 11.	Executive Compensation	120
Item 12.	Security Ownership of Certain Beneficial Owners and Management and Related Stockholder Matters	122
Item 13.	Certain Relationships and Related Transactions, and Director Independence	123
Item 14.	Principal Accounting Fees and Services	127

PART IV

Item 15.	Exhibits, Financial Statement Schedules	128
Item 16.	Form 10-K Summary	128
SIGNATURES		134

EX- 21.1	List of Subsidiaries
EX- 23.1	Consent of Deloitte & Touche LLP
EX- 31.1	Certification
EX- 31.2	Certification
EX- 32.1	Certification of CEO & CFO pursuant to Section 906
EX- 99.3	Consent of Altus Group U.S., Inc.

EX- 101	Instance Document
EX- 101	Schema Document
EX- 101	Calculation Linkbase Document
EX- 101	Labels Linkbase Document
EX- 101	Presentation Linkbase Document
EX- 101	Definition Linkbase Document

PART I

Special Note Regarding Forward-Looking Statements

This Annual Report on Form 10-K includes certain statements that may be deemed forward-looking statements within the meaning of Section 27A of the Securities Act of 1933, as amended (the “Securities Act”), and Section 21E of the Securities Exchange Act of 1934, as amended (the “Exchange Act”). Such forward-looking statements relate to, without limitation, potential future acquisitions, the completion of projects in development, economic conditions that may impact our operations, our future leverage and financial position, our future capital expenditures, future distributions, other developments and trends in the commercial real estate industry and our business strategy. Forward-looking statements are generally identifiable by the use of the words “may,” “will,” “should,” “expect,” “could,” “intend,” “plan,” “anticipate,” “estimate,” “believe,” “continue,” “predict,” “potential” or the negative of these words or other comparable terminology. These statements are not guarantees of future performance, and involve certain risks, uncertainties and assumptions that are difficult to predict.

The forward-looking statements in this Annual Report on Form 10-K are based on our current expectations, plans, estimates, assumptions and beliefs that involve numerous risks and uncertainties. Assumptions relating to the foregoing involve judgments with respect to, among other things, future economic, competitive and market conditions and future business decisions, all of which are difficult or impossible to predict accurately and many of which are beyond our control. Any of the assumptions underlying forward-looking statements could prove to be inaccurate. To the extent that our assumptions differ from actual results, our ability to meet such forward-looking statements, including our ability to generate positive cash flow from operations, provide distributions to our stockholders and maintain the value of the real estate properties in which we hold an interest, may be significantly hindered.

Our stockholders are cautioned not to place undue reliance on any forward-looking statement in this Annual Report on Form 10-K. All forward-looking statements are made as of the date of this Annual Report on Form 10-K, and the risk that actual results will differ materially from the expectations expressed in this Annual Report on Form 10-K may increase with the passage of time. In light of the significant uncertainties inherent in the forward-looking statements in this Annual Report on Form 10-K, the inclusion of such forward-looking statements should not be regarded as a representation by us or any other person that the objectives and plans set forth in this Annual Report on Form 10-K will be achieved. Please see “Item 1A. Risk Factors” for a discussion of some of the risks and uncertainties that could cause actual results to differ materially from those presented in certain forward-looking statements.

Item 1. *Business*

General Description of Business and Operations

Hines Global Income Trust, Inc. (“Hines Global”), formerly known as Hines Global REIT II, Inc., was formed as a Maryland corporation on July 31, 2013, for the purpose of raising capital through public stock offerings and investing in a diversified portfolio of quality commercial real estate properties and other real estate investments located throughout the United States and internationally. Hines Global is sponsored by Hines Interests Limited Partnership (“Hines”), a fully integrated global real estate investment and management firm that has acquired, developed, owned, operated and sold real estate for over 60 years.

We conduct most of our activities through, and most of our real estate investments are held directly or indirectly by, Hines Global REIT II Properties, LP (the “Operating Partnership”), which was formed on July 31, 2013. As of March 29, 2019, we owned interests in ten real estate investments. The properties contain, in the aggregate, 6.0 million square feet of leasable space. The properties represent investments in a variety of real estate classes and geographic markets. See Item 2. Properties for additional information regarding our real estate portfolio.

We have no employees. Our business is managed by Hines Global REIT II Advisors LP (the “Advisor”), an affiliate of Hines, under the terms and conditions of an advisory agreement between us, the Operating Partnership and the Advisor (the “Advisory Agreement”). As compensation for these services, we pay our Advisor asset management fees, a performance participation allocation, and fees for other services and we reimburse certain of the Advisor’s expenses incurred on our behalf in accordance with the Advisory Agreement. Hines or affiliates of Hines manage the leasing and operations of most of the properties in which we invest and, accordingly, we pay Hines property management and leasing fees in connection with these services. Hines is owned and controlled by, or for the benefit of, Gerald D. Hines and his son Jeffrey C. Hines, the Chairman of our board of directors. Hines and its 4,300 employees have over 60 years of experience in the areas of investment selection, underwriting, due diligence, portfolio management, asset management, property management, leasing, disposition, finance, accounting and investor relations.

Our office is located at 2800 Post Oak Boulevard, Suite 5000, Houston, Texas 77056-6118. Our telephone number is 1-888-220-6121. Our web site is www.hinessecurities.com/current-offerings/hgit/. The information on our website is not incorporated by reference into this report.

We refer to Hines Global, the Operating Partnership and its wholly-owned subsidiaries as the “Company,” and the use of “we,” “our,” “us” or similar pronouns in this annual report refers to Hines Global or the Company as required by the context in which such pronoun is used.

Our Public Offerings

We raise capital for our investments through public offerings of our common stock. We commenced our initial public offering of up to \$2.5 billion in shares of our common stock (the “Initial Offering”) in August 2014. As of December 6, 2017, Hines Global began operating as a non-exchange traded real estate investment trust (“REIT”) with no targeted liquidity window instead of operating as a finite-life REIT. On September 30, 2017, we suspended the sale of shares in the primary portion of the Initial Offering, while continuing to offer up to \$150.0 million of common stock pursuant to our distribution reinvestment plan. Through March 29, 2019, the Company received gross offering proceeds of approximately \$525.1 million including shares issued under its distribution reinvestment plan.

On December 6, 2017 we commenced a second public offering of up to \$2.5 billion in shares of common stock including \$500.0 million of shares offered under our distribution reinvestment plan (the “Follow-on Offering”). Our Follow-on Offering reflects a restructuring (the “Restructuring”) that our board of directors believes is in the best interests of our stockholders. Pursuant to the Restructuring, among other things:

- we began operating as a non-exchange traded REIT with no targeted liquidity window;
- we reduced broker dealer fees payable to the dealer manager and expenses in connection with our public offerings;
- we restructured the fees we pay to the Advisor, including the elimination of acquisition fees and disposition fees;
- a cap was placed on the monthly asset management fee payable to our Advisor equal to 1/12th of 1.25% of net asset value (“NAV”) as of the end of each month;
- we implemented a performance participation allocation payable to our Advisor to better align our Advisor’s interest with our overall financial performance (see Note 8 — Related Party Transactions for a description of this performance based allocation);
- we changed the frequency with which we calculate the NAV per share from quarterly to monthly; and
- we amended our share redemption program applicable to Class IX shares and Class JX shares in order to make it applicable to all classes of shares, which enhances liquidity for current Class AX and Class TX stockholders and creates a larger liquidity pool which is equivalent to 20% of the Company’s aggregate NAV (subject to additional limitations described in Item 5) to benefit all stockholders.

As noted above, we began determining a new NAV per share on a monthly basis as of the end of January 2018. Our NAV per share as of January 31, 2019 and February 28, 2019 was \$10.11 and \$10.11, respectively.

Primary Investment Objectives

Our primary investment objectives are to:

- provide income in the form of regular, stable cash distributions to achieve an attractive distribution yield;
- preserve and protect invested capital;
- invest in a diversified portfolio of quality commercial real estate properties and other real estate investments across a range of asset types throughout the U.S. and internationally;
- realize appreciation in NAV from proactive investment management and asset management;
- provide an investment alternative for investors seeking to allocate a portion of their long-term investment portfolios to commercial real estate with generally lower volatility than publicly traded real estate companies; and
- qualify and remain qualified as a REIT for U.S federal income tax purposes.

Acquisition and Investment Policies

We have invested and expect to continue to invest the proceeds from our public offerings in a diversified portfolio of quality commercial real estate properties and other real estate investments throughout the United States and internationally. We may purchase properties or make other real estate investments that relate to varying property types including office, retail, industrial, multi-family residential, student housing and hospitality or leisure. We may invest in operating properties, properties under development, and undeveloped properties such as land.

We have invested in real estate-related securities and we may invest in debt investments for purposes of generating additional diversification and income as well as to provide additional liquidity for our share redemption program, cash management and other purposes. Real estate-related securities may include, but are not limited to, common or preferred stock of publicly-traded REITs or real estate operating companies, or REOCs, debt or bond securities of such companies, CMBS, U.S. government and agency securities, or other debt and equity securities of public or private real estate-related companies. To the extent that we invest in real estate-related debt, our primary investments may include, but are not limited to, originations of and participations in commercial mortgage loans secured by real estate, B-Notes, mezzanine loans and certain other types of debt-related investments that may help us reach our diversification, liquidity and other investment objectives. During the year ended December 31, 2018, we used and intend to continue to use Security Capital Research & Management Incorporated, who is not an affiliate of Hines, to source, underwrite and service our real estate-related securities and debt investments.

We believe that there is an opportunity to create attractive total returns by employing a strategy of investing in a diversified portfolio of such investments which are well-selected, well-managed and disposed of at an optimal time. We may use proceeds from disposals to make additional strategic acquisitions or we may use proceeds from disposals of properties for future capital expenditures, leasing capital needs, or reducing our leverage in the portfolio. Our principal targeted assets are investments in properties, and other real estate investments that relate to properties, that have quality construction and desirable locations which can attract quality tenants. These types of investments are, or relate to, properties generally located in central business districts or suburban markets of major metropolitan cities worldwide. We intend to invest in a geographically diverse portfolio in order to reduce the risk of reliance on a particular market, a particular property and/or a particular tenant. We anticipate that international real estate investments may comprise a substantial portion of our portfolio.

We may invest in real estate properties and other real estate investments directly by owning 100% of such investments or indirectly by owning less than 100% of such investments through co-ownership or joint-venture arrangements with third parties or with other Hines-affiliated entities. We intend to fund our future acquisitions and investments primarily with proceeds raised in our public offerings and potential follow-on offerings as well as with proceeds from debt financings.

We are not limited as to the asset types or geographic areas in which we may invest and conduct our operations. We are not specifically limited in the number or size of investments we may make, or on the percentage of net proceeds of our public offerings that we may invest in a single property, a real estate investment, real estate-related securities or a loan. Although the actual percentages may vary from those presently anticipated, after the proceeds of our public offerings and any subsequent offerings have been fully invested, we anticipate that international real estate investments will comprise between 40% and 60% of our portfolio and real estate investments other than the acquisition of commercial real estate properties will comprise less than 30% of our portfolio. The number, size and mix of investments we make will depend upon real estate and market conditions and other circumstances existing at the time we are evaluating investment opportunities and the amount of proceeds we raise in our public offerings and any subsequent offerings.

Financing Strategy and Policies

As of December 31, 2018, our portfolio was approximately 57% leveraged (based on the most recent valuations of our real estate investments) with a weighted average interest rate of 2.85%. We expect that once we have fully invested the proceeds of our public offerings, our debt financing, including our pro rata share of the debt financing of entities in which we invest, will be in the range of approximately 40%-60% of the aggregate value of our real estate investments and other assets. Financing for acquisitions and investments may be obtained at the time an asset is acquired or an investment is made or at such later time as we determine to be appropriate. In addition, debt financing may be used from time to time for property improvements, lease inducements, tenant improvements, purchase of real estate-related securities and other working capital needs, including the payment of distributions. Additionally, the amount of debt placed on an individual property or related to a particular investment, including our pro rata share of the amount of debt incurred by an individual entity in which we invest, may be less than 40% or more than 60% of the value of such property/investment or the value of the assets owned by such entity, depending on market conditions and other factors.

Our aggregate borrowings, secured and unsecured, must be reasonable in relation to our net assets and must be reviewed by our board of directors at least quarterly. Our charter limits our borrowing to 300% of our net assets (which approximates 75% of the cost of our assets) unless any excess borrowing is approved by a majority of our independent directors and is disclosed to our stockholders in our next quarterly report along with justification for the excess.

Our existing indebtedness and any additional indebtedness we do incur will likely be subject to continuing covenants, and we will likely be required to make continuing representations and warranties about our company in connection with such debt. Moreover, some or all of our debt may be secured by some or all of our assets. If we default on the payment of interest or principal on any such debt, breach any representation or warranty in connection with any borrowing or violate any covenant in any loan document, our lender may accelerate the maturity of such debt, requiring us to immediately repay all outstanding principal.

Distribution Objectives

In order to qualify as a REIT for U.S. federal income tax purposes, we generally must distribute at least 90% of our taxable income (excluding capital gains) to our stockholders. We intend, although we are not legally obligated, to continue to make regular monthly distributions to holders of our common shares in excess of the level required to maintain our REIT status unless our results of operations, our general financial condition, general economic conditions or other factors inhibit us from doing so. Distributions are authorized at the discretion of our board of directors, which is directed, in substantial part, by its obligation to cause us to comply with the REIT requirements of the Internal Revenue Code of 1986, as amended (the “Code”).

With the authorization of our board of directors, we declared distributions daily through December 31, 2017. Beginning in January 2018, we have accrued and intend to continue to accrue and pay regular distributions on a monthly basis, as of monthly record dates. With the authorization of our board of directors, we declared distributions monthly from January 2018 through December 31, 2018 at a gross distribution rate of \$0.05083 per month, and from January 2019 through March 31, 2019 at a gross distribution rate of \$0.05208 per month, for each share class, less any applicable distribution and stockholder servicing fees. Distributions will be made on all classes of shares of our common stock, including any outstanding shares related to our Initial Offering (“IPO Shares”) at the same time. All distributions were or will be paid in cash or reinvested in shares of our common stock for those participating in our distribution reinvestment plan and have been or will be paid or issued, respectively, on the first business day following the completion of the month to which they relate. Distributions reinvested pursuant to our distribution reinvestment plan were or will be reinvested in shares of the same class as the shares on which the distributions are being made. Some or all of the cash distributions may be paid from sources other than cash flows from operations.

We have not generated and we may continue to be unable to generate sufficient cash flow from operations to fully fund distributions paid. Therefore, our distributions have been paid and may continue to be paid, and during the offering phase, are likely to be paid at least partially from other sources, such as proceeds from our debt financings, proceeds from the offerings, cash advances by our Advisor, cash resulting from a waiver or deferral of fees and/or proceeds from the sale of assets. For example, we funded 32%, 56% and 60% of total distributions for the years ended December 31, 2018, 2017 and 2016, respectively, with cash flows from other sources such as cash flows from investing activities, which may include proceeds from the sale of real estate and/or cash flows from financing activities, which may include offering proceeds.

For additional information regarding distributions declared and paid by us, refer to Item 7. “Management’s Discussion and Analysis of Financial Condition and Results of Operations — Distributions History.”

Tax Status

We have elected to be taxed as a REIT under Sections 856 through 860 of the Code, beginning with our taxable year ended December 31, 2015. Our management believes that we operate in such a manner as to qualify for treatment as a REIT and we intend to operate in the foreseeable future in such a manner so that we will remain qualified as a REIT for U.S. federal income tax purposes. Accordingly, no provision has been made for U.S. federal income taxes for the years ended December 31, 2018, 2017 and 2016 in the accompanying consolidated financial statements. In 2018, income tax expense recorded by the Company was primarily comprised of foreign income taxes related to the operation of its international properties. The Company does not believe it has any uncertain tax positions or unrecognized tax benefits requiring disclosure.

Competition

Numerous real estate companies, real estate investment trusts and U.S. institutional and foreign investors, including Hines Global REIT, Inc. (“Hines Global REIT”) compete with us in acquiring properties or making other real estate investments and obtaining creditworthy tenants to occupy such properties. Many of these entities have significant financial and other resources,

allowing them to compete effectively with us. Principal factors of competition in our primary business of acquiring properties or making other real estate investments include access to capital, the quality of properties, leasing terms (including rent and other charges and allowances for inducements and tenant improvements), the quality and breadth of tenant services provided, and reputation as an owner and operator of commercial real estate investments in the relevant market. Additionally, our ability to compete depends upon, among other factors, trends of the global, national and local economies, investment alternatives, financial condition and operating results of current and prospective tenants, availability and cost of capital, taxes, governmental regulations, legislation and demographic trends.

We believe Hines' extensive real estate experience and depth and breadth of its organization of approximately 4,300 employees located in over 100 cities across the United States and 23 foreign countries allows it to better identify investment opportunities for us. However, competition may increase our cost of acquisitions.

Tenants

We are dependent upon the ability of current tenants to pay their contractual rent amounts as the rents become due. For the year ended December 31, 2018, there were no tenants that individually represented more than 10% of our total rental revenue.

Available Information

Stockholders may obtain copies of our filings with the Securities and Exchange Commission ("SEC"), free of charge from the website maintained by the SEC at www.sec.gov or from our website at www.hinessecurities.com/current-offerings/hgit. Our filings will be available on our website as soon as reasonably practicable after we electronically file such materials with the SEC. However, the information from our website is not incorporated by reference into this report.

Item 1A. Risk Factors

You should carefully read and consider the risks described below, together with all other information in this report. If certain of the following risks actually occur, it could have a material adverse effect on our business, financial condition, and results of operations and our ability to pay distributions would likely suffer materially or could be eliminated entirely. As a result, the value of our common shares may decline, and our stockholders could lose all or part of the money they paid to buy our common shares.

Risks Related to Investing in the Public Offerings

We have a limited prior operating history, and the prior performance of other Hines affiliated entities may not be a good measure of our future results; therefore, there is a higher risk that we will not be able to achieve our investment objectives compared to a real estate investment trust with a significant operating history.

We have a limited prior operating history. As a result, an investment in our shares of common stock may entail more risk than the shares of common stock of a real estate investment trust with a significant operating history and we may not be able to achieve our investment objectives. In addition, our stockholders should not rely on the past performance of investments by other investment vehicles sponsored by Hines to predict our future results. Our investment strategy and key employees may differ from the investment strategies and key employees of our affiliates in the past, present and future.

We offer a share redemption program for stockholders seeking liquidity of their shares. However, there is no public market for our common shares; therefore, it will be difficult for our stockholders to sell their shares and, if they are able to sell their shares, they will likely sell them at a discount to the price our stockholders paid.

There is no public market for our common shares, and we do not expect one to develop. We have a share redemption program, but it is limited in terms of the amount of shares which may be redeemed. It will therefore be difficult for our stockholders to sell their shares of common stock promptly or at all. Additionally, our charter contains restrictions on the ownership and transfer of our shares, and these restrictions may limit the ability of our stockholders to sell their shares. If they are able to sell their shares, they may only be able to sell them at a discount from the price they paid. Any redemptions of shares will be at a price equal to the transaction price of the class of shares being redeemed on the date of redemption (which generally will be equal to the most recently determined NAV per share applicable to the class of shares being redeemed and most recently disclosed by us in a public filing with the SEC), and not based on the price at which they initially purchased the shares. Subject to limited exceptions, shares redeemed within one year of the date of issuance will be redeemed at 95% of the transaction price. As a result, stockholders may receive less than the price they paid for their shares when they sell them to us pursuant to our share redemption program. In addition, stockholders may also experience substantial losses if we dispose of our assets or in connection with a liquidation event. We cannot assure stockholders that their shares will ever appreciate in value to equal the price they paid for their shares. Thus, prospective stockholders should consider our common shares as illiquid and a long-term investment, and they must be prepared to hold their shares for an indefinite length of time.

The Offering is a blind pool offering and our stockholders do not have the opportunity to evaluate our future investments prior to purchasing shares of our common stock.

Our stockholders will not be able to evaluate the economic merits, transaction terms or other financial or operational data concerning our future investments prior to purchasing shares of our common stock. In addition, our investment policies and strategies are very broad and permit us to invest in all types of properties and other real estate investments. Our stockholders must rely on our Advisor and our board of directors to implement our investment policies, to evaluate our investment opportunities and to structure the terms of our investments. Because our stockholders cannot evaluate our future investments in advance of purchasing shares of our common stock, a “blind pool” offering may entail more risk than other types of offerings. This additional risk may hinder our stockholders’ ability to achieve their personal investment objectives related to portfolio diversification, risk-adjusted investment returns and other objectives.

The Offering is a “best efforts” offering and if we are unable to raise substantial additional funds, we will be limited in the number and type of investments we may make which could negatively impact an investment in shares of our common stock.

The Offering is being made on a “best efforts” basis, whereby the broker dealers participating in the Offering are only required to use their best efforts to sell shares of our common stock and have no firm commitment or obligation to purchase any of the shares of our common stock. As a result, the amount of proceeds we raise in the Offering may be substantially less than the amount we would need to achieve a diversified industrial portfolio. Our inability to raise substantial additional funds would

increase our fixed operating expenses as a percentage of gross income, and our financial condition and ability to make distributions could be adversely affected. As of March 1, 2019, we have raised approximately \$525.1 million from the sale of shares in the Offering, including shares sold through the distribution reinvestment plan and as of the date of this Annual Report on Form 10-K, we have acquired eight real estate investments. If we are unable to sell a significant number of the shares being offered in the Offering, we are more likely to focus on making investments in loans and real estate related entities, resulting in less diversification in terms of the number of investments owned, the geographic regions in which our property investments are located and the types of investments that we make. As a result, the likelihood increases that any single investment's poor performance would materially affect our overall investment performance.

The availability and timing of distributions to our stockholders is uncertain and cannot be assured.

There is no assurance that distributions will continue to be authorized and paid. We cannot assure our stockholders that we will have sufficient cash to pay distributions to them or that the amount of any such distributions will increase over time. In addition, the distribution and stockholder servicing fees payable with respect to Class T shares, Class S shares and Class D shares issued in the Offering will reduce the amount of funds available for distribution with respect to all Class T shares, Class S shares and Class D shares (including Class T shares, Class S shares and Class D shares issued pursuant to the distribution reinvestment plan). Further, because the distribution and stockholder servicing fees payable with respect to Class T shares and Class S shares are higher than those payable with respect to Class D shares, distributions with respect to Class T shares and Class S shares will be lower than distributions with respect to Class D shares; also, because there are no distribution and stockholder servicing fees payable with respect to Class I shares, distributions with respect to Class T shares, Class S shares and Class D shares will be lower than distributions with respect to Class I shares. Should we fail for any reason to distribute at least 90% of our REIT taxable income, we would not qualify for the favorable tax treatment accorded to REITs.

We have, may continue, and during the offering phase, are likely to pay distributions from sources other than our cash flow from operations, including advances, deferrals or waivers of fees from our Advisor or affiliates, borrowings and/or proceeds of the Offering. We have not placed a cap on the amount of our distributions that may be paid from any of these sources. The use of sources other than our cash flow from operations to fund distributions could adversely impact our ability to pay distributions in future periods, decrease the amount of cash we have available for operations and new investments and/or potentially impact the value or result in dilution of our stockholders' investment.

During the offering phase, and from time to time thereafter, our cash flow from operations may be insufficient to fund distributions to stockholders. Our organizational documents permit us to make distributions from any source and we may choose to pay distributions when we do not have sufficient cash flow from operations to fund such distributions. We may choose to use advances, deferrals or waivers of fees, if available, from our Advisor or affiliates, borrowings and/or proceeds of the Offering or other sources to fund distributions to our stockholders. For example, we funded 32% of total distributions for 2018 with cash flows from other sources such as cash flows from investing activities, which may include proceeds from the sale of real estate and/or cash flows from financing activities, which may include offering proceeds. When we pay distributions in excess of earnings and we use cash flows from financing activities, including offering proceeds and borrowings, to fund distributions, then we have less funds available for operations and for acquiring properties and other investments, which could adversely impact our ability to pay distributions in future periods, may reduce our stockholders' overall return and may result in the dilution of our stockholders' investment. In addition, our Advisor or its affiliates could choose to receive shares of our common stock or interests in the Operating Partnership in lieu of cash or deferred fees or the repayment of advances to which they are entitled, and the issuance of such securities may dilute our stockholders' interest in us. Furthermore, to the extent distributions exceed cash flow from operations, a stockholder's basis in our stock will be reduced and, to the extent distributions exceed a stockholder's basis, the stockholder may recognize capital gain.

We have incurred net losses on a GAAP basis in the past and may continue to incur such losses in the future.

For the years ended December 31, 2018, 2017 and 2016, we have incurred net losses, on a GAAP basis, of approximately \$0.9 million, \$17.2 million and \$11.3 million, respectively. As a result of these losses, we had accumulated distributions in excess of earnings balances, on a GAAP basis, of approximately \$91.7 million, \$68.2 million and \$31.2 million, respectively, as of December 31, 2018, 2017 and 2016. Our net losses and the related accumulated distributions in excess of earnings balances for these periods are largely attributable to depreciation and amortization of our real estate investments as well as acquisition-related fees and expenses that are incurred while we are in the acquisition phase of our life cycle. Therefore, we may continue to incur net losses and accumulated distributions in excess of earnings balances in the future.

Additionally, we incurred other comprehensive losses, on a GAAP basis, of approximately \$6.7 million, \$9.5 million and \$12.7 million for the years ended December 31, 2018, 2017 and 2016, respectively. These amounts relate to translating the

financial statements of our international subsidiaries into U.S. dollars for financial reporting purposes and represent changes in the exchange rates between the functional currencies of these subsidiaries and the U.S. dollar.

Payments to the holders of OP Units will reduce cash available for distribution to our stockholders.

An affiliate of Hines has received OP Units in return for its \$190,000 contribution to the Operation Partnership. Our Advisor or its affiliates may also choose to receive OP Units in lieu of certain fees. The holders of all OP Units will be entitled to receive cash from operations pro rata with the distributions being paid to us and such distributions to the holder of the OP Units will reduce the cash available for distribution to our stockholders.

Payments to our Advisor in respect of any common stock or OP Units it elects to receive in lieu of fees or distributions will dilute future cash available for distribution to our stockholders.

Our Advisor may choose to receive our common shares or OP Units in lieu of certain fees or distributions. The holders of all OP Units will be entitled to receive cash from operations pro rata with the distributions being paid to us and such distributions to the holders of OP Units will reduce the cash available for distribution to us and to our stockholders. Furthermore, under certain circumstances the OP Units held by our Advisor are required to be repurchased, in cash at the holder's election and there may not be sufficient cash to make such a repurchase payment; therefore, we may need to use cash from operations, borrowings, offering proceeds, or other sources to make the payment, which will reduce cash available for distribution to our stockholders or for investment in our operations. Redemptions of any of our shares or OP Units that were received by our Advisor in lieu of a cash asset management fee are not subject to the monthly and quarterly volume limitations or the 5% holding discount under our share redemption program. Redemptions of any of our shares or OP Units that were received by our Advisor in lieu of a cash distribution with respect to its performance participation allocation are not subject to the 5% holding discount under our share redemption program, but, in the case of shares, such redemptions are subject to the monthly and quarterly volume limitations and do not receive priority over other shares being put for redemption during such period.

Our stockholders' ability to have their shares redeemed is limited under our share redemption program, and if they are able to have their shares redeemed, it may be at a price that is less than the price they paid for the shares and the then-current market value of the shares.

Our share redemption program contains significant restrictions and limitations. For example, only stockholders who purchase their shares directly from us or who received their shares through a non-cash transaction, not in the secondary market, are eligible to participate, and if holders of shares do not hold their shares for a minimum of one year, then they will only be eligible for redemption at 95% of the transaction price that would otherwise apply. We may choose to redeem fewer shares than have been requested in any particular month to be redeemed under our share redemption program, or none at all, in our discretion at any time. We may redeem fewer shares than have been requested to be redeemed due to lack of readily available funds because of adverse market conditions beyond our control, the need to maintain liquidity for our operations or because we have determined that investing in real property or other illiquid investments is a better use of our capital than the redemption of our shares. In addition, the total amount of shares that may be redeemed under our share redemption program is limited, in any calendar month, to shares whose aggregate value (based on the transaction price per share on the date on the redemption) is 2% of our aggregate NAV as of the last calendar day of the previous month and during any calendar quarter whose aggregate value (based on the transaction price per share in effect when the redemption is effected) is up to 5% of our aggregate NAV as of the last calendar day of the prior calendar quarter.

The vast majority of our assets consist of properties which cannot generally be readily liquidated on short notice without impacting our ability to realize full value upon their disposition. Therefore, we may not always have a sufficient amount of cash to immediately satisfy redemption requests. Further, we may invest in real estate-related securities and other securities with the primary goal of maintaining liquidity in support of our share redemption program. Any such investments may result in lower returns than an investment in real estate assets, which could adversely impact our ability to pay distributions and your overall return. In addition, our board of directors may modify, suspend or terminate our share redemption program at any time in its sole discretion. As a result of these limitations, our stockholders' ability to have their shares redeemed by us may be limited, our shares should be considered as having only limited liquidity and at times may be illiquid. In addition, the redemption price our stockholders may receive upon any such redemption may not be indicative of the price our stockholders would receive if our shares were actively traded or if we were liquidated, and our stockholders should not assume that they will be able to sell all or any portion of their shares back to us pursuant to our share redemption program or to third parties at a price that reflects the then current market value of the shares or at all.

Purchases and redemptions of our common shares will not be made based on the current NAV per share of our common stock.

The purchase and redemption price for shares of our common stock generally will be based on our most recently disclosed monthly NAV (subject to material changes) and will not be based on any public trading market. We generally expect our transaction price to be equal to our NAV per share as of the last calendar day of the prior month, which may be significantly different than the transaction price as of the date on which stockholders make their subscription request or redemption request. Therefore, the price at which stockholders purchase shares may be higher than the actual then-current NAV per share at the time of sale and the price at which stockholders redeem shares may be lower than the actual then-current NAV per share at the time of redemption. In addition, we may offer and repurchase shares at a price that we believe reflects the NAV per share of such stock more appropriately than the prior month's NAV per share, including by updating a previously disclosed transaction price, in cases where we believe there has been a material change (positive or negative) to our NAV per share since the end of the prior month.

Economic events that may cause our stockholders to request that we redeem their shares may materially adversely affect our cash flow and our results of operations and financial condition.

Economic events affecting the U.S. economy, such as the general negative performance of the real estate sector, could cause our stockholders to seek to sell their shares to us pursuant to our share redemption program at a time when such events are adversely affecting the performance of our assets. Even if we decide to satisfy all resulting redemption requests, our cash flow could be materially adversely affected. In addition, if we determine to sell assets to satisfy redemption requests, we may not be able to realize the return on such assets that we may have been able to achieve had we sold at a more favorable time, and our results of operations and financial condition, including, without limitation, breadth of our portfolio by property type and location, could be materially adversely affected.

Valuations and appraisals of our properties, real estate-related assets and real estate-related liabilities are estimates of value and may not necessarily correspond to realizable value.

The valuation methodologies used to value our properties and certain real estate-related assets involve subjective judgments regarding such factors as comparable sales, rental revenue and operating expense data, known contingencies, the capitalization or discount rate, and projections of future rent and expenses based on appropriate analysis. As a result, valuations and appraisals of our properties, real estate-related assets and real estate-related liabilities are only estimates of current market value. Ultimate realization of the value of an asset or liability depends to a great extent on economic and other conditions beyond our control and the control of the independent valuation firm and other parties involved in the valuation of our assets and liabilities. Further, these valuations may not necessarily represent the price at which an asset or liability would sell, because market prices of assets and liabilities can only be determined by negotiation between a willing buyer and seller. Valuations used for determining our NAV also are generally made without consideration of the expenses that would be incurred in connection with disposing of assets and liabilities. Therefore, the valuations of our properties, our investments in real estate-related assets and our liabilities may not correspond to the timely realizable value upon a sale of those assets and liabilities. In addition, our NAV does not currently represent enterprise value and may not accurately reflect the actual prices at which our assets could be liquidated on any given day, the value a third party would pay for all or substantially all of our shares, or the price that our shares would trade at on a national stock exchange. There will be no retroactive adjustment in the valuation of such assets or liabilities, the price of our shares of common stock, the price we paid to redeem shares of our common stock or NAV-based fees we paid to our Advisor and our Dealer Manager to the extent such valuations prove to not accurately reflect the true estimate of value and are not a precise measure of realizable value. Because the price our stockholders will pay for shares of our common stock in the Offering, and the price at which your shares may be redeemed by us pursuant to our share redemption program, are generally based on our NAV per share, stockholders may pay more than realizable value or receive less than realizable value for their investment.

In order to disclose a monthly NAV, we are reliant on the parties that we engage for that purpose, in particular the independent valuation firm and the appraisers that we hire to value and appraise our real estate portfolio.

In order to disclose a monthly NAV, our board of directors, including a majority of our independent directors, has adopted valuation procedures to be used in connection with the calculation of our NAV and will cause us to engage independent third parties such as the independent valuation firm, to value our real estate portfolio on a monthly basis and to provide periodic appraisals with respect to our properties. Although our board of directors, with the assistance of our Advisor, oversees all of these parties and the reasonableness of their work product, we will not independently verify our NAV or the components thereof, such as the appraised values of our properties. Our management's assessment of the market values of our properties may also differ from the appraised values of our properties as determined by the independent valuation firm. If the parties

engaged by us to assist in the determination of our monthly NAV are unable or unwilling to perform their obligations to us, our NAV could be inaccurate or unavailable, and we could decide to suspend the Follow-On Offering and our share redemption program.

No rule or regulation requires that we calculate our NAV in a certain way, and our board of directors, including a majority of our independent directors, may adopt changes to the valuation procedures.

There are no existing rules or regulatory bodies that specifically govern the manner in which we calculate our NAV. As a result, it is important that stockholders pay particular attention to the specific methodologies and assumptions we use to calculate our NAV. Other public REITs may use different methodologies or assumptions to determine their NAV. In addition, each year our board of directors, including a majority of our independent directors, reviews the appropriateness of our valuation procedures and may, at any time, adopt changes to the valuation procedures. Our board of directors may change aspects of our valuation procedures, which changes may have an adverse effect on our NAV and the price at which stockholders may sell shares to us under our share redemption program.

Our NAV is not subject to GAAP, will not be independently audited and will involve subjective judgments by the independent valuation firm and other parties involved in valuing our assets and liabilities.

Our valuation procedures and our NAV are not subject to accounting principles generally accepted in the United States, or GAAP, and will not be subject to independent audit. Our NAV may differ from equity (net assets) reflected on our audited financial statements, even if we are required to adopt a fair value basis of accounting for GAAP financial statement purposes. Additionally, we are dependent on the Advisor to be reasonably aware of material events specific to our properties (such as tenant disputes, damage, litigation and environmental issues) that may cause the value of a property to change materially and to promptly notify the independent valuation firm so that the information may be reflected in our real estate portfolio valuation. In addition, the implementation and coordination of our valuation procedures include certain subjective judgments of the Advisor, such as whether the independent valuation firm should be notified of events specific to our properties that could affect their valuations, as well as of the independent valuation firm and other parties we engage, as to whether adjustments to asset and liability valuations are appropriate. Accordingly, you must rely entirely on our board of directors to adopt appropriate valuation procedures and on the independent valuation firm and other parties we engage in order to arrive at our NAV, which may not correspond to realizable value upon a sale of our assets.

Our NAV per share may suddenly change if the valuations of our properties materially change from prior valuations or the actual operating results materially differ from our projections.

It is possible that the annual appraisals of our properties may not be spread evenly throughout the year and may differ from the most recent monthly valuation. As such, when these appraisals are reflected in our valuation of our real estate portfolio, there may be a sudden change in our NAV per share for each class of our common stock. Property valuation changes can occur for a variety of reasons, such as local real estate market conditions, the financial condition of our tenants, or lease expirations. For example, we expect to regularly face lease expirations across our portfolio, and as we move further away from lease commencement toward the end of a lease term, the valuation of the underlying property will be expected to drop depending on the likelihood of a renewal or a new lease on similar terms. Such a valuation drop can be particularly significant when closer to a lease expiration, especially for single tenant buildings or where an individual tenant occupies a large portion of a building. We will be at the greatest risk of these valuation changes during periods in which we have a large number of lease expirations as well as when the lease of a significant tenant is closer to expiration. In addition, actual operating results may differ from what we originally budgeted, which may cause a sudden increase or decrease in the NAV per share amounts. We accrue estimated income and expenses on a periodic basis based on annual budgets as adjusted from time to time to reflect changes in the business throughout the year. On a periodic basis, we adjust the income and expense accruals we estimated to reflect the income and expenses actually earned and incurred. We will not retroactively adjust the NAV per share of each class for any such adjustments. Therefore, because actual results from operations may be better or worse than what we previously budgeted, the adjustment to reflect actual operating results may cause the NAV per share for each class of our common stock to increase or decrease.

New acquisitions may be valued for purposes of our NAV at less than what we pay for them, which would dilute our NAV.

Pursuant to our valuation procedures, the acquisition price of newly acquired properties will serve as our appraised value for the year of acquisition, and thereafter will be part of the rotating appraisal cycle such that they are appraised at least every calendar year. However, the independent valuation firm will have the ability to adjust property valuations for purposes of our NAV from the most recent appraised value. Similarly, if the independent valuation firm believes that the purchase price for a

recent acquisition does not reflect the current value of the property, the valuation may be adjusted downwards immediately after acquisition for purposes of our NAV. Even if the independent valuation firm does not adjust the valuation downwards immediately following the acquisition, when we obtain an appraisal on the property, it may not appraise at a value equal to the purchase price. Accordingly, the value of a new acquisition as established under our NAV procedures could be less than what we paid for it, which could negatively affect our NAV. Large portfolio acquisitions, in particular, may require a “portfolio premium” to be paid by us in order to be a competitive bidder, and this “portfolio premium” may not be taken into consideration in calculating our NAV. In addition, acquisition expenses we incur in connection with new acquisitions will negatively impact our NAV. We may make acquisitions of any size without stockholder approval, and such acquisitions may be dilutive to our NAV.

The NAV per share that we publish may not necessarily reflect changes in our NAV that are not immediately quantifiable.

From time to time, we may experience events with respect to our investments that may have a material impact on our NAV. For example, and not by way of limitation, changes in governmental rules, regulations and fiscal policies, environmental legislation, acts of God, terrorism, social unrest, civil disturbances and major disturbances in financial markets may cause the value of a property to change materially. The NAV per share of each class of our common stock as published for any given month may not reflect such extraordinary events to the extent that their financial impact is not immediately quantifiable. As a result, the NAV per share that we publish may not necessarily reflect changes in our NAV that are not immediately quantifiable, and the NAV per share of each class published after the announcement of a material event may differ significantly from our actual NAV per share for such class until such time as the financial impact is quantified and our NAV is appropriately adjusted in accordance with our valuation procedures. The resulting potential disparity in our NAV may inure to the benefit of redeeming stockholders or non-redeeming stockholders and new purchasers of our common stock, depending on whether our published NAV per share for such class is overstated or understated.

The realizable value of specific properties may change before the value is adjusted and reflected in the calculation of our NAV.

Our valuation procedures generally provide that our Advisor will adjust a real property’s valuation, as necessary, based on known events that have a material impact on the most recent value (adjustments for non-material events may also be made). We are dependent on our Advisor to be reasonably aware of material events specific to our properties (such as tenant disputes, damage, litigation and environmental issues, as well as positive events such as new lease agreements) that may cause the value of a property to change materially and to promptly notify the independent valuation firm so that the information may be reflected in our real estate portfolio valuation. Events may transpire that, for a period of time, are unknown to us or the independent valuation firm that may affect the value of a property, and until such information becomes known and is processed, the value of such asset may differ from the value used to determine our NAV. In addition, although we may have information that suggests a change in value of a property may have occurred, there may be a delay in the resulting change in value being reflected in our NAV until such information is appropriately reviewed, verified and processed. Where possible, adjustments generally are made based on events evidenced by proper final documentation. It is possible that an adjustment to the valuation of a property may occur prior to final documentation if the independent valuation firm determines that events warrant adjustments to certain assumptions that materially affect value. However, to the extent that an event has not yet become final based on proper documentation, its impact on the value of the applicable property may not be reflected (or may be only partially reflected) in the calculation of our NAV.

The performance participation allocation payable to the Advisor is calculated on the basis of the overall investment return on OP Units over a calendar year, so it may not be consistent with the return on your shares.

The performance participation allocation payable to the Advisor is calculated on the basis of the overall investment return over a calendar year. As a result of the manner in which the performance participation allocation is calculated, it is not directly tied to the performance of the shares our stockholders purchase, the class of shares you purchase, or the time period during which our stockholders own their shares. The performance participation allocation may be payable to the Advisor even if the NAV of a stockholder’s shares at the time the performance participation allocation is calculated is below such stockholder’s purchase price, and the thresholds at which increases in NAV count towards the overall return are not based on such stockholder’s purchase price. Because of the class-specific allocations of the ongoing distribution and stockholder servicing fees, which differ among classes, we do not expect the overall return of each class of shares and OP Units to ever be the same. However, if and when the performance participation allocation is payable, the expense will be allocated among all holders of shares and OP Units ratably according to the NAV of their shares or units, regardless of the different returns achieved by different classes of shares during the year. Further, stockholders who redeem their shares during a given year may redeem their shares at a lower NAV per share as a result of an accrual for the estimated performance participation allocation, even if no

performance participation allocation is ultimately payable to the Advisor for all or any portion of such calendar year. In addition, if the Advisor earns the performance participation allocation in any given year, it will not be obligated to return any portion of it based on our subsequent performance.

Our stockholders will not have the benefit of an independent due diligence review in connection with the Offering and, since there is no separate counsel for us and certain of our affiliates in connection with the Offering, if a conflict of interest arises between us and Hines, we may incur additional fees and expenses.

Because our Advisor and our Dealer Manager are affiliates of Hines, our stockholders will not have the benefit of an independent due diligence review and investigation of the type normally performed by an unaffiliated, independent underwriter in connection with a securities offering. In addition, Morrison & Foerster LLP has acted as counsel to us, our Advisor and our Dealer Manager in connection with the Offering and, therefore, investors will not have the benefit of a due diligence review and investigation that might otherwise be performed by independent counsel which increases the risk of their investment. There is a possibility in the future that the interests of the various parties may become adverse and, under the code of professional responsibility of the legal profession, Morrison & Foerster LLP may be precluded from representing any one or all of such parties. If any situation arises in which our interests appear to be in conflict with those of our Advisor, our Dealer Manager or their affiliates, additional counsel may be retained by one or more of the parties to assure that their interests are adequately protected, which may result in us incurring additional fees and expenses. Moreover, should a conflict of interest not be readily apparent, Morrison & Foerster LLP may inadvertently act in derogation of the interest of the parties which could affect our ability to meet our investment objectives.

The fees we pay in connection with the Offering and the agreements entered into with Hines and its affiliates were not determined on an arm's-length basis and therefore may not be on the same terms we could achieve from a third party.

The compensation paid to our Advisor, Dealer Manager, Hines and other affiliates for services they provide us was not determined on an arm's-length basis. All service agreements, contracts or arrangements between or among Hines and its affiliates, including our Advisor and us, were not negotiated at arm's-length. Such agreements include our Advisory Agreement, our Dealer Manager Agreement, and any property management and leasing agreements. A third party unaffiliated with Hines may be willing and able to provide certain services to us at a lower price.

We pay substantial compensation to Hines, our Advisor and their affiliates, which may be increased during the Offering or future offerings by our independent directors.

Subject to limitations in our charter, the fees, compensation, income, expense reimbursements, interests and other payments payable to Hines, our Advisor and their affiliates may increase during the Offering or in the future without stockholder approval if such increase is approved by a majority of our independent directors.

We do not, and do not expect to, have research analysts reviewing our performance.

We do not, and do not expect to, have research analysts reviewing our performance or our securities on an ongoing basis. Therefore, our stockholders will not have an independent review of our performance and the value of our common stock relative to publicly traded companies.

Our stockholders may experience dilution.

Our stockholders do not have preemptive rights. If we engage in a subsequent offering of common shares or securities convertible into common shares, issue shares pursuant to the distribution reinvestment plan or otherwise issue additional shares, investors who purchase shares in the Offering who do not participate in those other stock issuances will experience dilution in their percentage ownership of our outstanding shares. Furthermore, stockholders may experience a dilution in the value of their shares depending on the terms and pricing of any share issuances (including the shares being sold in the Offering) and the value of our assets at the time of issuance.

In order to provide liquidity to fund redemptions, we may maintain an allocation to a number of sources of liquidity including cash, cash equivalents, other short-term investments, liquid real estate-related securities and borrowing capacity under lines of credit or other debt of up to 20% of our equity. These measures may result in lower returns to you.

Although the majority of our assets consist of properties that cannot generally be readily liquidated on short notice without impacting our ability to realize full value upon their disposition, in order to provide liquidity to fund redemptions, we may maintain, under normal operating circumstances and subject to any limitations and requirements relating to our

qualification as a REIT, an aggregate allocation to, cash, cash equivalents, short-term investments, liquid real estate-related securities and borrowing capacity under lines of credit or other debt of up to 20% of our equity. Our allocation of a portion of our equity to liquid investments may result in lower returns than if we had invested in additional properties and using borrowings for redemptions will reduce the funds available to retire debt or acquire additional properties, which may result in reduced profitability and restrict our ability to grow our NAV.

Risks Related to Our Business in General

Delays in purchasing properties or making other real estate investments with the proceeds received from the Offering may result in a lower rate of return to investors.

Our ability to locate and commit to purchase specific properties, or make investments, will be partially dependent on our ability to raise sufficient funds for such acquisitions and investments. We may be substantially delayed in making investments due to delays in:

- the sale of our common shares,
- obtaining debt financing,
- negotiating or obtaining the necessary purchase documentation,
- locating suitable investments or
- other factors.

We expect to invest proceeds we receive from the Offering in short-term, highly-liquid investments until we use such funds in our operations. We expect that the income we earn on these temporary investments will not be substantial. Further, we may use the principal amount of these investments, and any returns generated on these investments, to pay for fees and expenses in connection with the Offering and distributions. Therefore, delays in investing proceeds we raise from the Offering could impact our ability to generate cash flow for distributions.

A prolonged national or world-wide economic downturn or volatile capital market conditions could adversely affect our results of operations and our ability to pay distributions to our stockholders.

If disruptions in the capital and credit markets were to occur, they could adversely affect our ability to obtain loans, credit facilities, debt financing and other financing, or, when available, to obtain such financing on reasonable terms, which could negatively impact our ability to implement our investment strategy.

If these disruptions in the capital and credit markets should occur again as a result of, among other factors, uncertainty, changing regulation, changes in trade agreements, reduced alternatives or additional failures of significant financial institutions, our access to liquidity could be significantly impacted. Prolonged disruptions could result in us taking measures to conserve cash until the markets stabilize or until alternative credit arrangements or other funding for our business needs could be arranged. Such measures could include deferring investments, reducing or eliminating the number of shares redeemed under our share redemption program and reducing or eliminating distributions we make to our stockholders.

We believe the risks associated with our business are more severe during periods of economic downturn if these periods are accompanied by declining values in real estate. For example, a prolonged economic downturn could negatively impact our property investments as a result of increased customer delinquencies and/or defaults under our leases, generally lower demand for rentable space, potential oversupply of rentable space leading to increased concessions, and/or customer improvement expenditures, or reduced rental rates to maintain occupancies.

Our operations could be negatively affected to a greater extent if an economic downturn occurs, is prolonged or becomes more severe, which could significantly harm our revenues, results of operations, financial condition, liquidity, business prospects and our ability to make distributions to our stockholders and may result in a decrease in the value of our stockholders' investment.

Yields on and safety of deposits may be lower if there are extensive declines in the financial markets.

Until we invest the proceeds of the Offering in real properties and other real estate investments, we may hold those funds in investments, including money market funds, bank money market accounts and CDs or other accounts at third-party depository institutions. Unusual declines in the financial markets, similar to those experienced during the Great Recession, could result in a loss of some or all of these funds. In particular, money market funds may experience intense redemption pressure and have difficulty satisfying redemption requests. As a result, we may not be able to access the cash in our money market investments. In addition, current yields from these investments are minimal.

The failure of any bank in which we deposit our funds could reduce the amount of cash we have available to pay distributions and make additional investments.

The Federal Deposit Insurance Corporation only insures amounts up to \$250,000 per depositor. It is likely that we will have cash and cash equivalents and restricted cash deposited in certain financial institutions in excess of federally insured levels. If any of the banking institutions in which we deposit funds ultimately fails, we may lose any amounts of our deposits over federally insured levels. The loss of our deposits could reduce the amount of cash we have available to distribute or invest and could result in a decline in the value of our stockholders' investment.

Because of our inability to retain earnings, we will rely on debt and equity financings for acquisitions, and if we do not have sufficient capital resources from such financings, our growth may be limited.

In order to qualify for taxation as a REIT, we generally are required to distribute to our stockholders at least 90% of our annual ordinary taxable income to maintain such qualification. This requirement limits our ability to retain income or cash flow from operations to finance the acquisition of new investments. We will explore acquisition opportunities from time to time with the intention of expanding our operations and increasing our profitability. We anticipate that we will use debt and equity financing for such acquisitions because of our inability to retain significant earnings. Consequently, if we cannot obtain debt or equity financing on acceptable terms, our ability to acquire new investments and expand our operations will be adversely affected.

We have a substantial amount of indebtedness. In the event we do not repay or refinance such indebtedness, we could face substantial liquidity issues and might be required to issue equity securities or securities convertible into equity securities, or sell some of our assets to meet our debt payment obligations.

As of December 31, 2018, we had approximately \$545.8 million of outstanding indebtedness, which, upon final maturity, we will need to refinance or repay. See Note 5 — Debt Financing for a tabular presentation of our outstanding indebtedness. There can be no assurances we will be able to refinance our indebtedness (1) on commercially reasonable terms, (2) on terms, including with respect to interest rates, as favorable as our current debt, or (3) at all.

Economic conditions and the credit markets have historically experienced, and may continue to experience, periods of volatility, uncertainty, or weakness that could impact the availability or cost of debt financing.

A substantial portion of our outstanding indebtedness bears interest at floating rates based on the London interbank offered rate ("LIBOR"). In July 2017, the United Kingdom's Financial Conduct Authority, which regulates LIBOR, announced that it will stop compelling banks to submit rates for the calculation of LIBOR after 2021. It is not possible to predict the effect of these changes, other reforms or the establishment of alternative reference rates. The discontinuation or modification of LIBOR could result in interest rate increases on our debt, which could adversely affect our cash flow, operating results and ability to make distributions to our stockholders at expected levels or at all.

If we are unable to repay or refinance our debt, we cannot guarantee that we will be able to generate enough cash flows from operations or that we will be able to obtain enough capital to service our debt, fund our planned capital expenditures or pay future distributions at expected levels or at all. In such an event, we could face substantial liquidity issues and might be required to sell some of our assets to meet our debt payment obligations. Failure to repay or refinance indebtedness when required could result in a default under such indebtedness. If we incur additional indebtedness, any such indebtedness could exacerbate the risks described above.

We may need to incur borrowings that would otherwise not be incurred to meet REIT minimum distribution requirements.

In order to qualify as a REIT, we are required to distribute to our stockholders at least 90% of our annual ordinary taxable income. In addition, we will be subject to a 4% nondeductible excise tax on the amount, if any, by which certain distributions paid (or deemed paid) by us with respect to any calendar year are less than the sum of (i) 85% of our ordinary income for that year, (ii) 95% of our capital gain net income for that year and (iii) 100% of our undistributed taxable income from prior years.

We expect our income, if any, to consist almost solely of our share of the Operating Partnership's income, and the cash available for the payment of distributions by us to our stockholders will consist of our share of cash distributions made by the Operating Partnership. As the general partner of the Operating Partnership, we will determine the amount of any distributions made by the Operating Partnership. However, we must consider a number of factors in making such distributions, including:

- the amount of the cash available for distribution;
- the impact of such distribution on other partners of the Operating Partnership;
- the Operating Partnership's financial condition;
- the Operating Partnership's capital expenditure requirements and reserves therefor; and
- the annual distribution requirements contained in the Code necessary to qualify and maintain our qualification as a REIT.

Differences in timing between the actual receipt of income and actual payment of deductible expenses and the inclusion of such income and deduction of such expenses when determining our taxable income, as well as the effect of nondeductible capital expenditures, the creation of reserves, the use of cash to purchase shares under our share redemption program or required debt amortization payments, could result in our having taxable income that exceeds cash available for distribution.

In view of the foregoing, we may be unable to meet the REIT minimum distribution requirements and/or avoid the 4% excise tax described above. In certain cases, we may decide to borrow funds in order to meet the REIT minimum distribution and/or avoid the 4% excise tax even if our management believes that the then prevailing market conditions generally are not favorable for such borrowings or that such borrowings would not be advisable in the absence of such tax considerations.

Lenders may require us to enter into restrictive covenants that relate to or otherwise limit our operations, which could limit our ability to make distributions to our stockholders, to replace our Advisor or to otherwise achieve our investment objectives.

When providing financing, a lender may impose restrictions on us that affect our distribution and operating policies and our ability to incur additional debt. Loan documents we enter into may contain covenants that limit our ability to further mortgage property, discontinue insurance coverage, or make distributions under certain circumstances. In addition, provisions of our loan documents may deter us from replacing our Advisor because of the consequences under such agreements and may limit our ability to replace the property manager or terminate certain operating or lease agreements related to the property. These or other limitations may adversely affect our flexibility and our ability to achieve our investment objectives.

Actions of our joint venture partners, including other Hines investment vehicles and third parties, could negatively impact our performance.

We may purchase or develop properties or other real estate investments or make investments in joint ventures or partnerships, co-tenancies or other co-ownership arrangements with Hines affiliates, the sellers of the properties, developers or similar persons. Joint ownership of properties or other investments, under certain circumstances, may involve risks not otherwise present with other methods of owning real estate or other real estate investments. Examples of these risks include:

- the possibility that our partners or co-investors might become insolvent or bankrupt;
- that such partners or co-investors might have economic or other business interests or goals that are inconsistent with our business interests or goals, including inconsistent goals relating to the sale of properties or other investments held in the joint venture or the timing of the termination and liquidation of the venture;
- the possibility that we may incur liabilities as the result of actions taken by our partners or co-investors; or
- that such partners or co-investors may be in controlling positions and/or be in a position to take actions contrary to our instructions or requests or contrary to our policies or objectives, including our policy with respect to qualifying and maintaining our qualification as a REIT.

Actions by a co-venturer, co-tenant or partner may result in subjecting the assets of the joint venture to unexpected liabilities. Under joint venture arrangements, neither co-venturer may have the power to control the venture, and under certain circumstances, an impasse could result and this impasse could have an adverse impact on the operations and profitability of the joint venture.

If we have a right of first refusal or buy/sell right to buy out a co-venturer or partner, we may be unable to finance such a buy-out if it becomes exercisable or we are required to purchase such interest at a time when it would not otherwise be in our best interest to do so. If our interest is subject to a buy/sell right, we may not have sufficient cash, available borrowing capacity or other capital resources to allow us to elect to purchase an interest of a co-venturer subject to the buy/sell right, in which case we may be forced to sell our interest as the result of the exercise of such right when we would otherwise prefer to keep our interest. Finally, we may not be able to sell our interest in a joint venture if we desire to exit the venture for any reason or if our interest is likewise subject to a right of first refusal of our co-venturer or partner, our ability to sell such interest may be adversely impacted by such right. Joint ownership arrangements with Hines affiliates may also entail conflicts of interest.

If we invest in a limited partnership as a general partner, we could be responsible for all liabilities of such partnership.

In some joint ventures or other investments we may make, if the entity in which we invest is a limited partnership, we may acquire all or a portion of our interest in such partnership as a general partner. As a general partner, we could be liable for all the liabilities of such partnership. Additionally, we may acquire a general partner interest in the form of a non-managing general partner interest. As a non-managing general partner, we are potentially liable for all liabilities of the partnership without having the same rights of management or control over the operation of the partnership as the managing general partner. Therefore, we may be held responsible for all of the liabilities of an entity in which we do not have full management rights or control, and our liability may far exceed the amount or value of investment we initially made or then had in the partnership.

We may acquire various financial instruments for purposes of “hedging” or reducing our risks, which may be costly and ineffective and may reduce our cash available for distribution to you.

We may enter into currency rate swaps and caps, or similar hedging or derivative transactions or arrangements, in order to manage or mitigate our risk of exposure to the effects of currency changes as a result of our international investments. Similarly, we may enter into interest rate swaps and caps, or similar hedging or derivative transactions or arrangements, in order to manage or mitigate our risk of exposure to the effects of interest rate changes due to variable interest rate debt that we may have. These transactions may cause us to incur additional costs and may not be effective. In addition, because the performance participation allocation payable to our Advisor is calculated based in part on an increase in our NAV, our Advisor may face a conflict of interest from time to time when determining whether to recommend a hedging or derivative transaction. For example, our Advisor may be incentivized to recommend a riskier hedging or derivative transaction than it would otherwise recommend because it may materially increase the probability that our Advisor will receive the performance participation allocation or our Advisor may oppose a transaction that may otherwise benefit the Company because executing the transaction may make it more likely that our Advisor will not earn the performance participation allocation.

We are different in some respects from other investment vehicles sponsored by Hines, and therefore the past performance of such investments may not be indicative of our future results. In addition, Hines has limited experience in acquiring and operating certain types of real estate investments that we may acquire.

We are Hines' third publicly-offered real estate investment vehicle. We collectively refer to real estate joint ventures, funds and programs as real estate investment vehicles. All but two of the previous real estate investment vehicles of Hines and its affiliates were conducted through privately-held entities not subject to either the up-front commissions, fees and expenses associated with the Offering or all of the laws and regulations that govern us, including reporting requirements under the federal securities laws and tax and other regulations applicable to REITs.

The past performance of other investment vehicles sponsored by Hines or its affiliates may not be indicative of our future results, and we may not be able to successfully operate our business and implement our investment strategy, which may be different in a number of respects from the operations previously conducted by Hines. In addition, Hines has limited experience in acquiring and operating certain types of real estate investments that we may acquire. For example, a significant amount of real estate investments that have been made by Hines' other investment vehicles have consisted of acquisitions and development of office or industrial properties or land. Therefore, we will need to use third parties to source or manage investments in which Hines has limited experience. Although we primarily expect to invest in real properties, to a lesser extent, we plan to invest in real estate-related securities to provide a source of liquidity for our share redemption program, cash management and other purposes. Hines has limited experience in sourcing and managing investments in real estate-related securities, so we have engaged a third party to source and manage our real estate-related securities investments, subject to

investment guidelines approved by our board of directors, including a majority of our independent directors. In addition, a significant portion of Hines' other programs and investments involve development projects. Although we are able to invest in development projects, we do not anticipate that a significant portion of the proceeds from this offering will be invested in development projects. As a result of all of these factors, you should not rely on the past performance of other investment vehicles sponsored by Hines and its affiliates to predict, or as an indication of, our future performance.

We have engaged a third party to source and manage our investments in real estate-related securities. We will rely on the ability of this third party investment manager to implement our real estate-related securities investment strategy.

We have engaged a third party investment manager to implement our real estate-related securities investment strategy. The investment manager has and will continue to have substantial discretion, subject to investment guidelines approved by our board of directors, including a majority of our independent directors, to make decisions related to the acquisition, management and disposition of real estate-related securities. You will have no opportunity to evaluate the terms of transactions or other economic or financial data concerning our investments in real estate-related securities. If the investment manager does not succeed in implementing the liquid investments portion of our investment strategy, our performance will suffer. If the investment manager is unable to successfully implement our real estate-related securities investment strategy, our results of operations may be adversely impacted and we may not have sufficient liquidity available under our share redemption program. In addition, even though we have the ability to terminate the investment manager on thirty days' notice, it may be difficult to replace the investment manager.

Our board of directors generally will not approve, in advance, the acquisition and disposition decisions made with respect to our investments in real estate-related securities.

Our board of directors, including a majority of our independent directors, has approved investment guidelines that delegate to our third party investment manager the authority to purchase and sell real estate-related securities, provided that such investments are consistent with our investment guidelines. As a result, the third party investment manager has substantial discretion to make investment decisions with respect to real estate-related securities, within the parameters established by our investment guidelines. We do not expect that our board of directors will review, in advance, the investment decisions made by the investment manager, but rather, we expect that our board of directors will review our investment guidelines on an annual basis and our portfolio of real estate-related securities investments on a quarterly basis or, in each case, as often as the board of directors deems appropriate. Although our board of directors is expected to conduct these periodic reviews, any investment entered into on our behalf by the investment manager may be impossible to unwind if our board of directors deems the investment inconsistent with our investment guidelines when it is subsequently reviewed by our board of directors, such that our only option may be to dispose of the investment, which may be at a loss.

Our success will be dependent on the performance of Hines as well as key employees of Hines. Certain other investment vehicles sponsored by Hines have experienced adverse developments in recent years and there is a risk that we may experience similar adverse developments. Adverse changes in affiliated programs could also adversely affect our ability to raise capital.

Our ability to achieve our investment objectives and to pay distributions is dependent upon the performance of Hines and its affiliates as well as key employees of Hines in the identification and acquisition of investments, the selection of tenants, the determination of any financing arrangements, the management of our assets and operation of our day-to-day activities. Our board of directors and the Advisor have broad discretion when identifying, evaluating, making and managing our investments with the proceeds of the Follow-On Offering. You will have no opportunity to evaluate the terms of transactions or other economic or financial data concerning our investments. We will rely on the management ability of Hines and the oversight of our board of directors as well as the management of any entities or ventures in which we invest.

We may not be able to retain our key employees. To the extent we are unable to retain and/or find qualified successors for key employees that depart from the company, our results of operations may be adversely impacted. Our officers and the management of the Advisor also serve in similar capacities for numerous other entities. If Hines or any of its key employees are distracted by these other activities or suffer from adverse financial or operational problems in connection with operations unrelated to us, the ability of Hines and its affiliates to allocate time and/or resources to our operations may be adversely affected. If Hines is unable to allocate sufficient resources to oversee and perform our operations for any reason, our results of operations would be adversely impacted. We will not provide key-man life insurance policies for any of Hines' key employees.

Certain other investment vehicles sponsored by Hines have experienced adverse developments in recent years. Hines REIT sold shares of its common stock from 2004 to 2009 at various prices between \$10.00 per share and \$10.66 per share. Although Hines REIT re-opened its share redemption program with respect to ordinary redemption requests in April 2013, the

program was suspended, except with respect to redemptions in connection with the death or disability of a stockholder, in December 2009. In addition, Hines REIT decreased its distribution rate in July 2010 and further decreased the rate in April 2013. Hines REIT completed its liquidation and dissolution in August 2018 and paid distributions of \$7.59 per share to its stockholders, including liquidating distributions of \$6.57 per share and special distributions of \$1.01 per share. The special distributions were paid from July 2011 through April 2013 and were in addition to the regular operating distributions of up to \$5.49 per share paid to Hines REIT's stockholders between 2004 and 2016. The amount of regular operating distributions received by stockholders varied depending on when they invested and whether they held their shares continuously through 2016.

In addition to Hines REIT, Hines Global REIT and HMS Income Fund, Inc., Hines has sponsored more than 20 privately-offered programs in the past ten years. Several of Hines' privately-offered programs experienced adverse economic developments due to the global financial crisis and deteriorating economic conditions in several European and South American countries, Mexico and several U.S. markets between 2007 and 2009. The adverse market conditions experienced by these programs may result in them altering their investment strategy, generating returns lower than originally expected, or ultimately may cause them to incur losses. There is a risk that we may experience similar adverse developments, as an investment vehicle sponsored by Hines.

Adverse results in the other non-traded REITs on the Hines platform have the potential to affect Hines' and our reputation among financial advisors and investors, which could affect our ability to raise capital.

Terrorist attacks and other acts of violence, civilian unrest or war may affect the markets in which we operate, our business and our profitability.

Terrorist attacks and other acts of violence, civilian unrest or war may negatively affect our operations and our stockholders' investment in our shares. We may acquire real estate investments located in or that relate to real estate located in areas that are susceptible to attack. In addition, any kind of terrorist activity or violent criminal acts, including terrorist acts against public institutions or buildings or modes of public transportation (including airlines, trains or buses) could have a negative effect on our business. These events may directly impact the value of our assets through damage, destruction, loss or increased security costs. We may not be able to obtain insurance against the risk of terrorism because it may not be available or may not be available on terms that are economically feasible. Further, even if we do obtain terrorism insurance, we may not be able to obtain sufficient coverage to fund any losses we may incur. Risks associated with potential acts of terrorism in the areas in which we acquire properties or other real estate investments could sharply increase the premiums we pay for coverage against property and casualty claims. Additionally, mortgage lenders in some cases have begun to insist that specific coverage against terrorism be purchased by commercial owners as a condition for providing loans.

The consequences of any armed conflict are unpredictable, and we may not be able to foresee events that could have an adverse effect on our business or our stockholders' investment. More generally, any terrorist attack, other act of violence or war, including armed conflicts, could result in increased volatility in or damage to, the United States and worldwide financial markets and economy. They also could result in a continuation of the current economic uncertainty in the United States or abroad. Our revenues will be dependent upon the payment of rent and the return of our other investments which may be particularly vulnerable to uncertainty in the local economy. Increased economic volatility could adversely affect our tenants' ability to pay rent or the return on our other investments or our ability to borrow money or issue capital stock at acceptable prices and have a material adverse effect on our business, results of operations, cash flows and financial condition and our ability to make distributions to our stockholders and the value of their investment.

We may be subject to litigation which could have a material adverse effect on our business and financial condition.

We may be subject to litigation, including claims relating to our operations, offerings, unrecognized pre-acquisition contingencies and otherwise in the ordinary course of business. Some of these claims may result in potentially significant judgments against us, some of which are not, or cannot be, insured against. We generally intend to vigorously defend ourselves; however, we cannot be certain of the ultimate outcomes of claims that may arise in the future. Resolution of these types of matters against us may result in our payment of significant fines or settlements, which, if not insured against, or if these fines and settlements exceed insured levels, would adversely impact our earnings and cash flows. Certain litigation or the resolution of certain litigation may affect the availability or cost of some of our insurance coverage which could adversely impact our results of operations and cash flows, expose us to increased risks that would be uninsured and/or adversely impact our ability to attract officers and directors.

Our business could suffer in the event our Advisor, our Dealer Manager, our transfer agent or any other party that provides us with services essential to our operations experiences system failures or cyber incidents or a deficiency in cybersecurity.

Our Advisor, our Dealer Manager, our transfer agent and other parties that provide us with services essential to our operations are vulnerable to damages from any number of sources, including computer viruses, unauthorized access, energy blackouts, natural disasters, terrorism, war and telecommunication failures. Any system failure or accident that causes interruptions in our operations could result in a material disruption to our business. A cyber incident is considered to be any adverse event that threatens the confidentiality, integrity or availability of information resources. More specifically, a cyber incident is an intentional attack or an unintentional event that may include, but is not limited to, gaining unauthorized access to systems to disrupt operations, corrupt data, steal assets or misappropriate confidential information, such as confidential stockholder records. As reliance on technology in our industry has increased, so have the risks posed to our systems, both internal and those we have outsourced. In addition, the risk of a cyber incident, including by computer hackers, foreign governments and cyber terrorists, has generally increased as the number, intensity and sophistication of attempted attacks and instructions from around the world have increased. The remediation costs and lost revenues experienced by a victim of a cyber incident may be significant and significant resources may be required to repair system damage, protect against the threat of future security breaches or to alleviate problems, including reputational harm, loss of revenues and litigation, caused by any breaches. There also may be liability for any stolen assets or misappropriated confidential information. Any material adverse effect experienced by our Advisor, our Dealer Manager, our transfer agent and other parties that provide us with services essential to our operations could, in turn, have an adverse impact on us.

Our share redemption program requires that we follow certain restrictive procedures with respect to new investments if, during any consecutive 24-month period, we do not have at least one month in which we fully satisfy 100% of properly submitted redemption requests or accept all properly submitted tenders in a self-tender offer for our shares, which may adversely affect our flexibility and our ability to achieve our investment objectives.

Subject to certain exceptions, our share redemption program generally requires that if, during any consecutive 24-month period, we do not have at least one month in which we fully satisfy 100% of properly submitted redemption requests or accept all properly submitted tenders in a self-tender offer for our shares, we will not make any new investments (excluding short-term cash management investments under 30 days in duration) and we will use all available investable assets to satisfy redemption requests (subject to the limitations under this program) until all outstanding redemption requests have been satisfied. If triggered, this requirement may prevent us from pursuing potentially accretive investment opportunities and may keep us from fully realizing our investment objectives. In addition, this requirement may limit our ability to pay distributions to our stockholders.

Risks Related to Investments in Real Estate

Geographic concentration of our portfolio may make us particularly susceptible to adverse economic developments in the real estate markets of those areas.

In the event that we have a concentration of properties in, or real estate investments that invest in properties located in, a particular geographic area, our operating results and ability to make distributions are likely to be impacted by economic changes affecting the real estate markets in that area. Therefore, an investment in our common stock will be subject to greater risk to the extent that we lack a geographically diversified portfolio. As of December 31, 2018, we owned interests in ten real estate investments, six of which are located in different domestic and international real estate markets. Please see Item 2. Properties for additional information regarding our investments, including market concentration.

Industry concentration of our tenants may make us particularly susceptible to adverse economic developments in these industries.

In the event we have a concentration of tenants in a particular industry, our operating results and ability to make distributions may be adversely affected by adverse developments in those industries and we will be subject to a greater risk to the extent that our tenants are not diversified by industry. For example, based on leased square footage of our commercial real estate properties, as of December 31, 2018, approximately 39.2% is leased to tenants in the retail industry. Please see Item 2. Properties for additional information regarding our investments, including industry concentration.

We have not established investment criteria limiting the size of property acquisitions. If we have an investment that represents a material percentage of our assets which experiences a loss, the value of an investment in us would be significantly diminished.

We are not limited in the size of any single property acquisition we may make and certain of our investments may represent a significant percentage of its assets. Should we experience a loss on a portion or all of an investment that represents a significant percentage of our assets, this event would have a material adverse effect on our business and financial condition, which would result in an investment in us being diminished.

We depend on tenants for our revenue, and therefore our revenue will be dependent on the success and economic viability of our tenants. Our reliance on single or significant tenants in certain buildings may decrease our ability to lease vacated space.

We expect that rental income from real property will, directly or indirectly, constitute a significant portion of our income. Delays in collecting accounts receivable from tenants could adversely affect our cash flows and financial condition. In addition, the inability of a single major tenant or a number of smaller tenants to meet their rental obligations would adversely affect our income. Therefore, our financial success will be indirectly dependent on the success of the businesses operated by the tenants in our properties or in the properties securing loans we may own. For the year ended December 31, 2018, there were no tenants that individually represented more than 10% of our total rental revenue. The weakening of the financial condition or the bankruptcy or insolvency of a significant tenant or a number of smaller tenants and vacancies caused by defaults of tenants or the expiration of leases, may adversely affect our operations and our ability to pay distributions.

Due to the risks involved in the ownership of real estate investments and real estate acquisitions, a return on an investment in us is not guaranteed, and our stockholders may lose some or all of their investment.

By owning our shares, stockholders will be subjected to significant risks associated with owning and operating real estate investments. The performance of their investment in us will be subject to such risks, including:

- changes in the general economic climate;
- changes in local conditions such as an oversupply of space or reduction in demand for real estate;
- changes in interest rates and the availability of financing;
- changes in property level operating expenses due to inflation or otherwise;
- changes in laws and governmental regulations, including those governing real estate usage, zoning and taxes; and
- changes due to factors that are generally outside of our control, such as terrorist attacks and international instability, natural disasters and acts of God, over-building, adverse national, state or local changes in applicable tax, environmental or zoning laws and a taking of any of the properties which we own or in which we otherwise have interests by eminent domain.

In addition, we expect to acquire properties in the future, which may subject us to additional risks associated with real estate property acquisitions, including the risks that:

- the investments will fail to perform in accordance with our expectations because of conditions or liabilities we did not know about at the time of acquisition; and
- our projections or estimates with respect to the performance of the investments, the costs of operating or improving the properties or the effect of the economy or capital markets on the investments will prove inaccurate.

Any of these factors could have a material adverse effect on our business, results of operations, cash flows and financial condition and our ability to make distributions to our stockholders and the value of their investment.

An economic slowdown or rise in interest rates or other unfavorable changes in economic conditions in the markets in which we operate could adversely impact our business, results of operations, cash flows and financial condition and our ability to make distributions to our stockholders and the value of their investment.

The development of negative economic conditions in the markets in which we operate may significantly affect occupancy, rental rates and our ability to collect rent from our tenants, as well as our property values, which could have a material adverse impact on our cash flows, operating results and carrying value of investment property. For example, an economic recession or rise in interest rates could make it more difficult for us to lease real properties, may require us to lease the real properties we acquire at lower rental rates and may lead to an increase in tenant defaults. In addition, these conditions may also lead to a decline in the value of our properties and make it more difficult for us to dispose of these properties at an attractive price. Other risks that may affect conditions in the markets in which we operate include:

- Local conditions, such as an oversupply of the types of properties we invest in or a reduction in demand for such properties in the area; and
- Increased operating costs, if these costs cannot be passed through to tenants.

International, national, regional and local economic climates have been adversely affected by the slow job growth of recent years. To the extent any of the adverse conditions described above occurs in the specific markets in which we operate, market rents, occupancy rates and our ability to collect rents from our tenants will likely be affected and the value of our properties may decline. We could also face challenges related to adequately managing and maintaining our properties, should we experience increased operating cost and as a result, we may experience a loss of rental revenues. Any of these factors may adversely affect our business, results of operations, cash flows and financial condition, our ability to make distributions to our stockholders and the value of their investment.

Our use of borrowings to partially fund acquisitions and improvements on properties could result in foreclosures and unexpected debt service expenses upon refinancing, both of which could have an adverse impact on our operations and cash flow.

We are relying and intend to continue to rely in part on borrowings under credit facilities and other external sources of financing to fund the costs of new investments, capital expenditures and other items. This may also include our use of short-term mortgage notes to fund our long-term investments in real properties, which could result in the maturity date of such notes being reached prior to a time when the properties securing the notes are generating sufficient cash flows to repay the debt. Accordingly, we are subject to the risks that our cash flow will not be sufficient to cover required debt service payments and that we will be unable to meet other covenants or requirements in the credit agreements.

If we cannot meet our required debt obligations, the property or properties securing such indebtedness could be foreclosed upon by, or otherwise transferred to, our lender, with a consequent loss of income and asset value to us. For tax purposes, a foreclosure of any of our properties would be treated as a sale of the property for a purchase price equal to the outstanding balance of the debt secured by the mortgage. If the outstanding balance of the debt secured by the mortgage exceeds our tax basis in the property, we would recognize taxable income on foreclosure, but we may not receive any cash proceeds. Additionally, we may be required to refinance our debt subject to “lump sum” or “balloon” payment maturities on terms less favorable than the original loan or at a time we would otherwise prefer to not refinance such debt. A refinancing on such terms or at such times could increase our debt service payments, which would decrease the amount of cash we would have available for operations, new investments and distribution payments and may cause us to determine to sell one or more properties at a time when we would not otherwise do so.

Uninsured losses relating to real property may adversely impact the value of our portfolio.

We will attempt to ensure that all of our properties are adequately insured to cover casualty losses. However, there are types of losses, generally catastrophic in nature, which are uninsurable, are not economically insurable or are only insurable subject to limitations. Examples of such catastrophic events include acts of war or terrorism, earthquakes, floods, hurricanes and pollution or environmental matters. We may not have adequate coverage in the event we or our buildings suffer casualty losses. If we do not have adequate insurance coverage, the value of our assets will be reduced as the result of, and to the extent of, any such uninsured losses. Additionally, we may not have access to capital resources to repair or reconstruct any uninsured damage to a property.

We may be unable to obtain desirable types of insurance coverage at a reasonable cost, if at all, and we may be unable to comply with insurance requirements contained in mortgage or other agreements due to high insurance costs.

We may not be able either to obtain certain desirable types of insurance coverage, such as terrorism, earthquake, flood, hurricane and pollution or environmental matter insurance, or to obtain such coverage at a reasonable cost in the future, and this risk may limit our ability to finance or refinance debt secured by our properties. Additionally, we could default under debt or other agreements if the cost and/or availability of certain types of insurance make it impractical or impossible to comply with covenants relating to the insurance we are required to maintain under such agreements. In such instances, we may be required to self-insure against certain losses or seek other forms of financial assurance.

The real estate industry is subject to extensive regulation, which may result in higher expenses or other negative consequences that could adversely affect us.

Our activities are subject to federal, state and municipal laws, and to regulations, authorizations and license requirements with respect to, among other things, zoning, environmental protection and historical heritage, all of which may affect our business. We may be required to obtain licenses and permits with different governmental authorities in order to acquire and manage our assets.

In addition, the Dodd-Frank Wall Street Reform and Consumer Protection Act (the “Dodd-Frank Act”), which generally took effect in 2011, contains a sweeping overhaul of the regulation of U.S. financial institutions and financial markets. Key provisions of the Dodd-Frank Act require extensive rulemaking by the SEC and the U.S. Commodity Futures Trading Commission, some of which remains ongoing. Thus, the full impact of the Dodd-Frank Act on our business cannot be fully assessed until all final implementing rules and regulations are promulgated.

Various rules currently in effect under the Dodd-Frank Act may have a significant impact on our business, including, without limitation, provisions of the legislation that increase regulation of and disclosure requirements related to investment advisors, swap transactions and hedging policies, corporate governance and executive compensation, investor protection and enforcement provisions, and asset-backed securities. In February 2017, the U.S. President ordered the Secretary of the U.S. Treasury to review certain existing rules and regulations, such as those promulgated under the Dodd-Frank Act; however, the implications of that review are not yet known and none of the rules and regulations promulgated under the Dodd-Frank Act have been modified or rescinded as of the date of this report.

For example, but not by way of limitation, the Dodd-Frank Act and the rules and regulations promulgated thereunder provides for significantly increased regulation of the derivatives markets and transactions that affect our interest rate hedging activities, including: (i) regulatory reporting, (ii) subject to limited exemptions, mandated clearing through central counterparties and execution on regulated exchanges or execution facilities, and (iii) margin and collateral requirements. While the full impact of the Dodd-Frank Act on our interest rate hedging activities cannot be fully assessed until all final implementing rules and regulations are promulgated, the foregoing requirements may affect our ability to enter into hedging or other risk management transactions, may increase our costs in entering into such transactions, and/or may result in us entering into such transactions on less favorable terms than prior to the Dodd-Frank Act. For example, subject to an exception for “end-users” of swaps upon which we may seek to rely, we may be required to clear certain interest rate hedging transactions by submitting them to a derivatives clearing organization. To the extent we are required to clear any such transactions, we will be required to, among other things, post margin in connection with such transactions. The occurrence of any of the foregoing events may have an adverse effect on our business and our stockholders’ return.

In addition, public authorities may enact new and more stringent standards, or interpret existing laws and regulations in a more restrictive manner, which may force companies in the real estate industry, including us, to spend funds to comply with these new rules. Any such action on the part of public authorities may adversely affect our results from operations.

In the event of noncompliance with such laws, regulations, licenses and authorizations, we may face the payment of fines, project shutdowns, cancellation of licenses, and revocation of authorizations, in addition to other civil and criminal penalties.

We operate in a competitive business, and many of our competitors have significant resources and operating flexibility, allowing them to compete effectively with us.

Numerous real estate companies that operate in the markets in which we may operate will compete with us in acquiring real estate investments and obtaining creditworthy tenants to occupy such properties or the properties owned by such investments. Such competition could adversely affect our business. There are numerous real estate companies, real estate investment trusts and U.S. institutional and foreign investors that will compete with us in seeking investments and tenants for properties, including Hines Global REIT. Many of these entities have significant financial and other resources, including operating experience, allowing them to compete effectively with us. In addition, our ability to charge premium rental rates to tenants may be negatively impacted. This increased competition may increase our costs of acquisitions or investments or lower our occupancy rates and the rent we may charge tenants. In addition, the arrival of new competitors in the immediate areas where we have assets could require unplanned investments in our assets, which may adversely affect us. We may also have difficulty in renewing leases or in leasing to new tenants, which may lead to a reduction in our cash flow and operating income, since the proximity of new competitors could divert existing or new tenants to such competitors, resulting in vacancies.

We may have difficulty selling real estate investments, and our ability to distribute all or a portion of the net proceeds from such sales to our stockholders may be limited.

Real estate investments are relatively illiquid. We will have a limited ability to vary our portfolio in response to changes in economic or other conditions. We will also have a limited ability to sell assets in order to fund working capital and similar capital needs such as share redemptions. We expect to generally hold a real estate investment for the long term. When we sell any of our real estate investments, we may not realize a gain on such sale or the amount of our taxable gain could exceed the cash proceeds we receive from such sale. We may not distribute any proceeds from the sale of real estate investments to our stockholders. Rather, we may use such proceeds to:

- purchase additional real estate investments;
- repay debt;
- buy out interests of any co-venturers or other partners in any joint venture in which we are a party;
- purchase shares under our share redemption program;
- create working capital reserves; or
- make repairs, maintenance, tenant improvements or other capital improvements or expenditures to our other properties.

Our ability to sell our properties may also be limited by our desire to avoid a 100% penalty tax that is imposed on gain recognized by a REIT from the sale of property characterized as dealer property. In order to avoid such characterization and to take advantage of certain safe harbors under the Code, we may determine to hold our properties for a minimum period of time, generally two years.

Our investment strategy may cause us to incur penalty taxes, fail to maintain our REIT status or own and sell properties through TRSs, each of which would diminish the return to our stockholders.

The sale of one or more of our properties may be considered a “prohibited transaction” under the Code (which generally includes the sale of property held by us primarily for sale to customers in the ordinary course of our trade or business). If we are deemed to have engaged in a prohibited transaction, all net gain that we derive from such sale would be subject to a 100% penalty tax. The Code sets forth a safe harbor for REITs that wish to sell property without risking the imposition of the 100% penalty tax. The principal requirements of the safe harbor are that: (i) the REIT must hold the applicable property for not less than two years for the production of rental income prior to its sale; (ii) the aggregate expenditures made by the REIT, or any partner of the REIT, during the two-year period preceding the date of sale which are includable in the basis of the property do not exceed 30% of the net selling price of the property; and (iii) property sales by the REIT do not exceed at least one of the following thresholds: (a) seven sales in the current year; (b) sales in the current year that do not exceed 10% of the REIT’s assets as of the beginning of the year (as measured by either fair market value or tax basis); or (c) sales in the current year that do not exceed 20% of the REIT’s assets as of the beginning of the year, and sales over a three-year period do not exceed, on average, 10% per annum of the REIT’s assets, in each case as measured by either fair market value or tax basis. Given our investment and operating strategy, the sale of one or more of our properties may not satisfy the above prohibited transaction safe harbor.

If we desire to sell a property pursuant to a transaction that does not satisfy the safe harbor, we may be able to avoid the prohibited transaction tax if we hold and sell the property through a taxable REIT subsidiary, or TRS. In that case, any gain would be taxable to the TRS at regular corporate income tax rates. We may decide to forgo the use of a TRS in a transaction

that does not meet the safe harbor based on our own internal analysis, the opinion of counsel or the opinion of other tax advisors that the disposition should not be subject to the prohibited transaction tax. In cases where a property disposition is not effected through a TRS, the Internal Revenue Service, or IRS, could assert that the disposition constitutes a prohibited transaction. If such an assertion were successful, all of the net gain from the sale of the property will be payable as a tax which will have a negative impact on cash flow and the ability to make cash distributions.

Limitations on our ownership of non-real estate securities of our TRSs could adversely affect our operations and/or our ability to qualify as a REIT.

As a REIT, the value of our ownership of non-real estate securities of our TRSs may not exceed 20% of the value of all of our assets at the end of any calendar quarter. If the IRS were to determine that the value of our ownership of such securities of all of our TRSs exceeded 20% of the value of our total assets at the end of any calendar quarter, then we could fail to qualify as a REIT. If we determine it to be in our best interest to own a substantial number of our properties through one or more TRSs, then it is possible that the IRS may conclude that the value of our interests in our TRSs exceeds 20% of the value of our total assets at the end of any calendar quarter and therefore cause us to fail to qualify as a REIT. Additionally, as a REIT, generally no more than 25% of our gross income with respect to any year may be from sources other than real estate. Dividends paid to us from a TRS are considered to be non-real estate income. Therefore, we may fail to qualify as a REIT if dividends from all of our TRSs, when aggregated with all other non-real estate income with respect to any one year, are more than 25% of our gross income with respect to such year.

Potential liability as the result of, and the cost of compliance with, environmental matters could adversely affect our operations.

Under various federal, state and local environmental laws, ordinances and regulations, a current or previous owner or operator of real property may be liable for the cost of removal or remediation of hazardous or toxic substances on such property. Such laws often impose liability whether or not the owner or operator knew of, or was responsible for, the presence of such hazardous or toxic substances.

We expect to invest in, or make investments in real estate investments that have interests in, properties historically used for industrial, manufacturing and commercial purposes. These properties are more likely to contain, or may have contained, underground storage tanks for the storage of petroleum products and other hazardous or toxic substances. All of these operations create a potential for the release of petroleum products or other hazardous or toxic substances. Leasing properties to tenants that engage in industrial, manufacturing, and commercial activities will cause us to be subject to increased risk of liabilities under environmental laws and regulations. The presence of hazardous or toxic substances, or the failure to properly remediate these substances, may adversely affect our ability to sell, rent or pledge such property as collateral for future borrowings.

Environmental laws also may impose restrictions on the manner in which properties may be used or businesses may be operated, and these restrictions may require expenditures. Such laws may be amended so as to require compliance with stringent standards which could require us to make unexpected, substantial expenditures. Environmental laws provide for sanctions in the event of noncompliance and may be enforced by governmental agencies or, in certain circumstances, by private parties. We may be potentially liable for such costs in connection with the acquisition and ownership of our properties in the United States. In addition, we may invest in properties located in countries that have adopted laws or observe environmental management standards that are less stringent than those generally followed in the United States, which may pose a greater risk that releases of hazardous or toxic substances have occurred to the environment. The cost of defending against claims of liability, compliance with environmental regulatory requirements or remediating any contaminated property could be substantial and require a material portion of our cash flow.

We face possible risks associated with the physical effects of climate change.

We cannot predict with certainty whether climate change is occurring and, if so, at what rate. However, the physical effects of climate change could have a material adverse effect on our properties, operations and business. To the extent climate change causes changes in weather patterns, our markets could experience increases in storm intensity, such as those experienced in Super Storm Sandy in October 2012 and Hurricane Harvey in 2017, and rising sea-levels. Over time, these conditions could result in declining demand for office space in our buildings or the inability of us to operate the buildings at all. Climate change may also have indirect effects on our business by increasing the cost of (or making unavailable) property insurance on terms we find acceptable, increasing the cost of energy and increasing the cost of snow removal at our properties. There can be no assurance that climate change will not have a material adverse effect on our properties, operations or business.

The properties we acquire will be subject to property taxes that may increase in the future, which could adversely affect our cash flow.

Any properties we acquire will be subject to real and personal property taxes that may increase as property tax rates change and as the properties are assessed or reassessed by taxing authorities. We anticipate that most of our leases will generally provide that the property taxes, or increases therein, are charged to the lessees as an expense related to the properties that they occupy. As the owner of the properties, however, we are ultimately responsible for payment of the taxes to the government. If property taxes increase, our tenants may be unable to make the required tax payments, ultimately requiring us to pay the taxes. In addition, we will generally be responsible for property taxes related to any vacant space. If we purchase residential properties, the leases for such properties typically will not allow us to pass through real estate taxes and other taxes to residents of such properties. Consequently, any tax increases may adversely affect our results of operations at such properties.

Our properties may contain or develop harmful mold, which could lead to liability for adverse health effects and costs of remediating the problem.

If any of our properties has or develops mold we may be required to undertake a costly program to remediate, contain or remove the mold. Mold growth may occur when moisture accumulates in buildings or on building materials. Some molds may produce airborne toxins or irritants. Concern about indoor exposure to mold has been increasing because exposure to mold may cause a variety of adverse health effects and symptoms, including allergic or other reactions. We may become liable to our tenants, their employees and others if property damage or health concerns arise, all of which could have a material adverse effect on our business, results of operations, cash flows and financial condition and our ability to make distributions to our stockholders and the value of their investment.

If we set aside insufficient working capital reserves, we may be required to defer necessary or desirable property improvements.

If we do not establish sufficient reserves for working capital to supply necessary funds for capital improvements or similar expenses, we may be required to defer necessary or desirable improvements to our properties. If we defer such improvements, the applicable properties may decline in value, it may be more difficult for us to attract or retain tenants to such properties or the amount of rent we can charge at such properties may decrease.

Risks related to the development of real properties may have an adverse effect on our results of operations and returns to our stockholders.

We may invest in properties on which developments or improvements are to be constructed or completed. As such, we may be subject to the risks associated with development and construction activities including the following:

- long periods of time may elapse between the commencement and the completion of our projects;
- our original estimates may not be accurate and our actual construction and development costs may exceed those estimates;
- the level of interest of potential tenants for a recently launched development may be low;
- construction materials and equipment may be unavailable or cost more than expected due to changes in supply and demand;
- construction and sales may not be completed on time, resulting in a cost increase;
- we may not be able to acquire or we may pay too much for the land we acquire for new developments or properties;
- labor may be in limited availability; and
- changes in tax, real estate and zoning laws may be unfavorable to us.

In addition, our reputation and the construction quality of our real estate developments, whether operated individually or through partnerships, may be determining factors for our ability to lease space and grow. The timely delivery of real estate projects and the quality of our developments, however, depend on certain factors beyond our full control, including the quality and timeliness of construction materials delivered to us and the technical capabilities of our contractor. If one or more problems affect our real estate developments, our reputation and future performance may be negatively affected and we may be exposed to civil liability.

We depend on a variety of factors outside of our control to build, develop and operate real estate projects. These factors include, among others, the availability of market resources for financing, land acquisition and project development. Any scarcity of market resources, including human capital, may decrease our development capacity due to either difficulty in

obtaining credit for land acquisition or construction financing or a need to reduce the pace of our growth. The combination of these risks may adversely affect our business, results of operations, cash flows and financial condition and our ability to make distributions to our stockholders and the value of their investment.

Delays in the development and construction of real properties may have adverse effects on portfolio diversification, results of operations and returns to our stockholders.

If we experience delays in the development of our real properties, it could adversely affect returns to our stockholders. When properties are acquired prior to the start of construction or during the early stages of construction, it will typically take several months or longer to complete construction, to rent available space, and for rent payments to commence. Therefore, we may not receive any income from these properties and our ability to pay distributions to our stockholders could suffer. If we are delayed in the completion of any such construction project, our tenants may have the right to terminate preconstruction leases for space at such newly developed project. We may incur additional risks when we make periodic progress payments or other advances to builders prior to completion of construction. Each of these factors could result in increased costs of a project or loss of our investment. In addition, we will be subject to normal lease-up risks relating to newly-constructed projects. Furthermore, the price we agree to pay for a real property will be based on our projections of rental income and expenses and estimates of the fair market value of the real property upon completion of construction. If our projections are inaccurate, we may pay too much for a property.

Changes in supply of or demand for similar properties in a particular area may increase the price of real estate assets we may seek to purchase or adversely affect the value of the properties we own.

The real estate industry is subject to market forces and we are unable to predict certain market changes including changes in supply of or demand for similar properties in a particular area. For example, if demand for the types of real estate assets in which we seek to invest were to sharply increase or supply of those assets were to sharply decrease, the prices of those assets could rise significantly. Any potential purchase of an overpriced asset could decrease our rate of return on these investments and result in lower operating results and overall returns to you. Likewise, a sharp increase in supply could adversely affect lease rates and occupancy, which could result in lower operating results and overall returns to you.

Retail properties depend on anchor tenants to attract shoppers and could be adversely affected by the loss of a key anchor tenant and trends in the retail sector generally.

We currently own one retail property, and we may acquire additional retail properties in the future. Retail properties, like other properties, are subject to the risk that tenants may be unable to make their lease payments or may decline to extend a lease upon its expiration. A lease termination by a tenant that occupies a large area of a retail center (commonly referred to as an anchor tenant) could impact leases of other tenants. Other tenants may be entitled to modify the terms of their existing leases in the event of a lease termination by an anchor tenant, or the closure of the business of an anchor tenant that leaves its space vacant even if the anchor tenant continues to pay rent. Any such modifications or conditions could be unfavorable to us as the property owner and could decrease rents or expense recoveries. Additionally, major tenant closures may result in decreased customer traffic, which could lead to decreased sales at other stores. In the event of default by a tenant or anchor store, we may experience delays and costs in enforcing our rights as landlord to recover amounts due to us under the terms of our agreements with those parties.

The retail environment and the market for retail space have been, and in the future could be, adversely affected by weakness in the national, regional, and local economies, the level of consumer spending and consumer confidence, the adverse financial condition of some large retail companies, the ongoing consolidation in the retail sector, the excess amount of retail space in a number of markets, and increasing competition from discount retailers, outlet malls, internet retailers, and other online businesses. Increases in consumer spending via the internet may significantly affect our retail tenants' ability to generate sales in their stores. New and enhanced technologies, including new digital technologies and new web services technologies, may increase competition for certain of our retail tenants.

Leases with retail properties' tenants may restrict us from re-leasing space.

Most leases with retail tenants contain provisions giving the particular tenant the exclusive right to sell particular types of merchandise or provide specific types of services within the particular retail center. These provisions may limit the number and types of prospective tenants interested in leasing space in a particular retail property.

Short-term multifamily community leases associated with any multifamily residential properties we acquire may expose us to the effects of declining market rent and could adversely impact our ability to make cash distributions to our stockholders.

Three of the ten properties currently in our portfolio are multi-family residential properties and we expect to acquire additional multi-family residential properties in the future. Substantially all of our multifamily community leases are and will continue to be for a term of one year or less. Because these leases generally permit the residents to leave at the end of the lease term without penalty, our rental revenues may be impacted by declines in market rents more quickly than if our leases were for longer terms.

High levels of unemployment could adversely affect the occupancy and rental rates of any multifamily residential properties we acquire, with high quality multifamily communities suffering even more severely.

Increased levels of unemployment in multifamily markets could significantly decrease occupancy and rental rates. In times of increasing unemployment, multifamily occupancy and rental rates have historically been adversely affected by:

- rental residents deciding to share rental units and therefore rent fewer units;
- potential residents moving back into family homes or delaying leaving family homes;
- a reduced demand for higher-rent units, such as those of high quality multifamily communities;
- a decline in household formation;
- persons enrolled in college delaying leaving college or choosing to proceed to or return to graduate school in the absence of available employment;
- the inability or unwillingness of residents to pay rent increases; and
- increased collection losses.

These factors generally have contributed to lower rental rates. If these factors worsen, our results of operations, financial condition and ability to make distributions to our stockholders may be adversely affected.

We may face risks associated with our student housing properties.

We have investments in student housing properties and may acquire more in the future. Unlike other apartment housing, student housing communities are typically leased on an individual lease basis, by the bed, which limits each resident's liability to his or her own rent without liability for a roommate's rent. The lease terms are typically for one year or less and student housing properties must be almost entirely re-leased each year, exposing us to increased leasing risk. If we are unable to find new individual tenants for these properties, it could have an adverse effect on our results of operations.

Many colleges and universities own and operate their own competing on-campus housing facilities, and changes in university admission policies could adversely affect us. For example, if a university reduces the number of student admissions or requires that certain students, such as freshmen, live in a university-owned facility, the demand for beds at our student housing properties may be reduced and the occupancy rate at the properties may decline.

If we acquire hospitality, leisure or healthcare properties, we will depend on others to manage those facilities.

In order to qualify as a REIT, we will not be able to operate or participate in the decisions affecting the daily operations of any hospitality, leisure or healthcare properties that we acquire. We may lease any hospitality, leisure or healthcare properties we acquire to a, or TRS, in which we may own up to a 100% interest. In such an event our TRS will enter into management agreements with eligible independent contractors, potentially including Hines or its affiliates, that are not our subsidiaries or otherwise controlled by us to manage these properties. Thus, independent operators, under management agreements with our TRS, will control the daily operations of our hospitality, leisure and healthcare-related properties.

We will depend on these independent management companies to operate our hospitality, leisure or healthcare properties. We will not have the authority to require these properties to be operated in a particular manner or to govern any particular aspect of the daily operations, such as establishing room rates at our hospitality, leisure or healthcare properties. Thus, even if we believe our hospitality, leisure or healthcare properties are being operated inefficiently or in a manner that does not result in satisfactory results, we may not be able to force the management company to change its method of operation of these properties. We can only seek redress if a management company violates the terms of the applicable management agreement with the TRS, and then only to the extent of the remedies provided for under the terms of the management agreement. In the event that we need to replace any management company, we may be required by the terms of the management agreement to pay substantial termination fees and may experience significant disruptions at the affected properties.

The hospitality or leisure industry is seasonal.

The hospitality or leisure industry is seasonal in nature. As a result of the seasonality of the hospitality or leisure industry, there will likely be quarterly fluctuations in results of operations of any hospitality or leisure properties that we may own. Quarterly financial results may be adversely affected by factors outside our control.

The hospitality or leisure market is highly competitive and generally subject to greater volatility than our other market segments.

The hospitality or leisure business is highly competitive and influenced by factors such as location, room rates, quality, service levels, reputation and reservation systems, among many other factors. There are many competitors in this market, and these competitors may have substantially greater marketing and financial resources than those available to us. This competition, along with other factors, such as over-building in the hospitality or leisure industry and certain deterrents to traveling, may increase the number of rooms available and may decrease the average occupancy and room rates of our hospitality or leisure properties. The demand for rooms at any hospitality or leisure properties that we may acquire will change much more rapidly than the demand for space at other properties that we acquire. This volatility in room demand and occupancy rates could have a material adverse effect on our financial condition, results of operations and ability to pay distributions to our stockholders.

If we purchase assets at a time when the commercial real estate market is experiencing substantial influxes of capital investment and competition for properties, the real estate we purchase may not appreciate or may decrease in value.

Real estate investment transaction volume has increased and estimated going-in capitalization rates, or cap rates (ratio of the net projected operating income of a property in its initial fiscal year divided by the net purchase price), have fallen relative to their post-recession peaks in late 2009. There continues to be a significant amount of investment capital pursuing high-quality, well-located assets that generate stable cash flows, causing aggressive competition and pricing for assets which match our investment strategy. This may continue to drive prices higher, resulting in lower cap rates and returns. To the extent we purchase real estate in the future in this environment, we are subject to the risks that the value of our assets may not appreciate or may decrease significantly below the amount we paid for such assets if the real estate market ceases to attract the same level of capital investment in the future as it has recently attracted, or if the number of companies seeking to acquire such assets decreases. If any of these circumstances occur or the values of our investments are otherwise negatively affected, the value of our stockholders' investment may be lower.

We depend on the availability of public utilities and services, especially for water and electric power. Any reduction, interruption or cancellation of these services may adversely affect us.

Public utilities, especially those that provide water and electric power, are fundamental for the operation of our assets. The delayed delivery or any material reduction or prolonged interruption of these services could result in tenants terminating their leases or result in an increase in our costs, as we may be forced to use backup generators, which also could be insufficient to fully operate our properties. Accordingly, any interruption or limitation in the provision of these essential services may adversely affect us.

Risks Related to Investments in Real Estate-Related Securities

Investments in real estate-related securities are subject to specific risks relating to the particular issuer of the securities and may be subject to the general risks of investing in subordinated real estate-related securities.

We invest in real estate-related securities to help maintain liquidity to satisfy any share redemptions we choose to make in any particular month and to manage cash before investing subscription proceeds into properties. We have invested in real estate-related common equity, preferred equity and debt securities of both publicly traded and private real estate companies. Investments in real estate-related securities will involve special risks relating to the particular issuer of the securities, including the financial condition and business outlook of the issuer. Issuers of real estate-related securities generally invest in real estate or real estate-related assets and are subject to the inherent risks associated with real estate-related debt investments discussed elsewhere in this Annual Report on Form 10-K.

Real estate-related securities may be unsecured and subordinated to other obligations of the issuer. As a result, investments in real estate-related securities are subject to risks of (i) limited liquidity in the secondary trading market, (ii) substantial market price volatility, (iii) subordination to the prior claims of banks and other senior lenders to the issuer and preferred equity holders, (iv) the operation of mandatory sinking fund or call/redemption provisions during periods of declining interest rates that could cause the issuer to reinvest redemption proceeds in lower yielding assets, (v) the possibility that earnings of the issuer may be insufficient to meet its debt service and distribution obligations and (vi) the declining creditworthiness and potential for insolvency of the issuer during periods of rising interest rates and economic downturn. These risks may adversely affect the value of outstanding real estate-related securities and the ability of the issuers thereof to pay dividends to us.

We are subject to certain risks inherent in investing in publicly traded securities.

We have investments in securities that are publicly traded and are, therefore, subject to the risks inherent in investing in public securities. When investing in public securities, we are generally unable to obtain financial covenants or other contractual rights, including management rights that it might otherwise be able to obtain in making privately negotiated investments. Moreover, we may not have the same access to information in connection with investments in public securities, either when investigating a potential investment or after making an investment, as compared to privately negotiated investments. The inability to sell public securities could materially adversely affect the investment results. In addition, an investment may be sold by us to a public company where the consideration received is a combination of cash and stock of the public company, which may, depending on the securities laws of the relevant jurisdiction, be subject to lock-up periods.

Real estate-related equity securities are subject to specific risks relating to the particular issuer of the securities and may be subject to the general risks of investing in subordinated real estate securities.

The value of real estate-related securities, including those of publicly listed REITs, fluctuates in response to issuer, political, market and economic developments. In the short term, equity prices can fluctuate dramatically in response to these developments. Different parts of the market and different types of equity securities can react differently to these developments and they can affect a single issuer, multiple issuers within an industry, the economic sector or geographic region, or the market as a whole. The real estate industry is sensitive to economic downturns. The value of securities of companies engaged in real estate activities can be affected by changes in real estate values and rental income, property taxes, interest rates and tax and regulatory requirements.

We have investments in equity securities of other REITs and other real estate-related companies, which subjects us to certain risks including those risks associated with an investment in our own common stock.

REITs are dependent upon specialized management skills, have limited diversification and are, therefore, subject to risks inherent in financing a limited number of projects. REITs may be subject to a management fees and other expenses, and so when we invest in REITs we will bear our proportionate share of the costs of the REITs' operations. Investing in REITs and real estate-related companies involves certain unique risks in addition to those risks associated with investing in the real estate industry in general. The market value of REIT shares and the ability of the REIT to distribute income may be adversely affected by several factors, including the risks described herein that relate to an investment in our common stock. REITs depend generally on their ability to generate cash flow to make distributions to stockholders, and certain REITs have self-liquidation provisions by which mortgages held may be paid in full and distributions of capital returns may be made at any time. In addition, distributions received by us from REITs may consist of dividends, capital gains and/or return of capital. Generally, dividends received by us from REIT shares and distributed to our stockholders will not constitute "qualified dividend income" eligible for the reduced tax rate applicable to qualified dividend income. In addition, the performance of a REIT may be affected by changes in the tax laws or by its failure to qualify for tax-free pass-through of income.

REITs are also subject to interest rate risk. Rising interest rates may cause REIT investors to demand a higher annual yield, which may, in turn, cause a decline in the market price of the equity securities issued by a REIT.

Investing in certain REITs and real estate-related companies, which often have small market capitalizations, may also involve the same risks as investing in other small capitalization companies. REITs and real estate-related companies may have limited financial resources and their securities may trade less frequently and in limited volume and may be subject to more abrupt or erratic price movements than larger company securities.

Investments in real estate-related debt securities are subject to risks including various creditor risks and early redemption features which may materially adversely affect our results of operations and financial condition.

The debt securities and other interests in which we have invested and may invest may include secured or unsecured debt at various levels of an issuer's capital structure. The debt securities in which we may invest may not be protected by financial covenants or limitations upon additional indebtedness, may be illiquid or have limited liquidity, and may not be rated by a credit rating agency. Debt securities are also subject to other creditor risks, including (i) the possible invalidation of an investment transaction as a "fraudulent conveyance" under relevant creditors' rights laws, (ii) so-called lender liability claims by the issuer of the obligation and (iii) environmental liabilities that may arise with respect to collateral securing the obligations. Our investments may be subject to early redemption features, refinancing options, pre-payment options or similar provisions which, in each case, could result in the issuer repaying the principal on an obligation held by us earlier than expected, resulting in a lower return to us than anticipated or reinvesting in a new obligation at a lower return to us.

We may invest in commercial mortgage-backed securities, or CMBS, which are subject to all of the risks of the underlying mortgage loans and the additional risks of the securitization process.

CMBS are securities that evidence interests in, or are secured by, a single commercial mortgage loan or a pool of commercial mortgage loans. In a rising interest rate environment, the value of CMBS may be adversely affected when payments on underlying mortgages do not occur as anticipated, resulting in the extension of the security's effective maturity and the related increase in interest rate sensitivity of a longer-term instrument. The value of CMBS may also change due to shifts in the market's perception of issuers and regulatory or tax changes adversely affecting the mortgage securities market as a whole. In addition, CMBS are subject to the credit risk associated with the performance of the underlying mortgage properties.

The securitization process that CMBS go through may also result in additional risks. Generally, CMBS are issued in classes similar to mortgage loans. To the extent that we invest in a subordinate class, we will be paid interest only to the extent that there are funds available after paying the senior classes. To the extent the collateral pool includes delinquent loans, subordinate classes will likely not be fully paid and may not be paid at all. Subordinate CMBS are also subject to greater credit risk than those CMBS that are more highly rated. Further, the ratings assigned to any particular class of CMBS may not ultimately prove to be accurate. Thus, any particular class of CMBS may be riskier and more volatile than the rating assigned to such security which may result in the returns on any such CMBS investment to be less than anticipated.

Risks Related to Investments in Debt

Hines does not have substantial experience investing in mortgage, mezzanine, bridge or construction loans, B Notes, securitized debt or other debt related to properties in which we may invest, which could adversely affect our return on our loan investments.

We may make investments in mortgage, mezzanine, bridge or construction loans, B-Notes, securitized debt or other debt related to properties if our Advisor determines that it is advantageous to us due to the state of the real estate market or in order to diversify our investment portfolio. However, neither our Advisor nor any of its affiliates has any substantial experience investing in these types of loans and we may not have the expertise necessary to maximize the return on our investment in these types of loans.

If we make or invest in loans, our loans may be impacted by unfavorable real estate market conditions, which could decrease the value of our loan investments.

If we make or invest in loans, we will be at risk of default by the borrowers on those loans. These defaults may be caused by many conditions beyond our control, including interest rate levels and local and other economic conditions affecting real estate values. We may invest in unsecured loans. Even with respect to loans secured by real property, we will not know whether the values of the properties securing the loans will remain at the levels existing on the dates of origination of the loans. If the values of such underlying properties drop, our risk will increase with respect to secured loans because of the lower value of the security associated with such loans.

If we make or invest in loans, our loans will be subject to interest rate fluctuations, which could reduce our returns as compared to market interest rates as well as the value of the loans in the event we sell the loans.

If we invest in fixed-rate, long-term loans and interest rates rise, the loans could yield a return that is lower than then-current market rates. If interest rates decrease, we will be adversely affected to the extent that loans are prepaid, because we may not be able to make new loans at the previously higher interest rate. If we invest in variable interest rate loans, if interest rates decrease, our revenues will likewise decrease. Finally, if interest rates increase, the value of fixed-rate loans we own at such time would decrease which would lower the proceeds we would receive in the event we sell such assets.

Debt investments face prepayment risk that may adversely affect our results of operations and financial condition.

During periods of declining interest rates, the issuer of a security or borrower under a loan may exercise its option to prepay principal earlier than scheduled, forcing us to reinvest the proceeds from such prepayment in lower yielding securities or loans, which may result in a decline in our return. Debt investments frequently have call features that allow the issuer to redeem the security at dates prior to its stated maturity at a specified price (typically greater than par) only if certain prescribed conditions are met. An issuer may choose to redeem a debt security if, for example, the issuer can refinance the debt at a lower cost due to declining interest rates or an improvement in the credit standing of the issuer.

Delays in liquidating defaulted loans could reduce our investment returns.

If there are defaults under our loans secured by real property, we may not be able to repossess and sell the underlying properties quickly. The resulting time delay could reduce the value of our investment in the defaulted loans. An action to foreclose on a property securing a loan is regulated by state statutes and rules and is subject to many of the delays and expenses of other lawsuits if the defendant raises defenses or counterclaims. In the event of default by a borrower, these restrictions, among other things, may impede our ability to foreclose on or sell the secured property or to obtain proceeds sufficient to repay all amounts due to us on the loan.

We may make or invest in mezzanine loans, which involve greater risks of loss than senior loans secured by real properties.

We may make or invest in mezzanine loans that generally take the form of subordinated loans secured by second mortgages on the underlying real property or loans secured by a pledge of the ownership interests of an entity that directly or indirectly owns real property. These types of investments involve a higher degree of risk than long-term senior mortgage loans secured by real property because the investment may become unsecured as a result of foreclosure by the senior lender. In the event of a bankruptcy of the entity providing the pledge of its ownership interests as security, we may not have full recourse to the assets of such entity, or the assets of the entity may not be sufficient to satisfy our mezzanine loan. If a borrower defaults on our mezzanine loan or debt senior to our mezzanine loan, or in the event of a borrower bankruptcy, our mezzanine loan will be satisfied only after the senior debt. As a result, we may not recover some or all of our investment. In addition, mezzanine loans may have higher loan-to-value ratios than traditional mortgage loans, resulting in less equity in the real property and increasing our risk of loss of principal.

We may invest in B-Notes, which are subject to additional risks as a result of the privately negotiated structure and terms of such transactions which may result in losses.

We may invest in B-Notes, which are typically secured by a first mortgage on a single large commercial property or group of related properties and subordinated to an A-Note secured by the same first mortgage on the same collateral. If a borrower defaults on a B-Note, A-Note holders would be paid first and there may not be sufficient funds remaining to repay us and other B-Note holders. B-Notes can vary in their structural characteristics and risks because each transaction is privately negotiated. For example, the rights of holders of B-Notes to control the process following a borrower default may be limited in certain investments. We cannot predict the terms of each B-Note investment. Moreover, because B-Notes are typically secured by a single property or group of related properties, such investments may not be as diversified as investments secured by a pool of properties and therefore may be subject to increased risks.

Bridge loans may involve a greater risk of loss than conventional mortgage loans.

We may provide bridge loans secured by first lien mortgages on properties to borrowers who are typically seeking short-term capital in connection with acquisitions, developments or refinancings of real estate. In connection with such investments, there is a risk that the borrower may not achieve its investment objectives and that we may therefore not recover some or all of our investment in such bridge loans. For example, if we provide a bridge loan to a borrower who has identified an undervalued

asset, either due to mismanagement of the underlying assets or as a result of what the borrowers deem to be a recovering market, and the market in which such asset is located fails to recover according to the borrower's projections, or if the borrower fails to improve the quality of the asset's management or the value of the asset, the borrower may not receive a sufficient return on the asset to satisfy the bridge loan.

In addition, owners usually borrow funds under a conventional mortgage loan to repay a bridge loan. If the borrower is unable to obtain permanent financing to repay our bridge loan, we may lose some or all of our investment. Bridge loans are also subject to risks of borrower defaults, bankruptcies, fraud, losses and special hazard losses that are not covered by standard hazard insurance. In the event we make a bridge loan to a borrower who defaults, we bear the risk of loss of principal and nonpayment of interest and fees to the extent of any deficiency between the value of the mortgage collateral and the principal amount of the bridge loan. To the extent we suffer such losses with respect to our investments in bridge loans, it could adversely impact our business, results of operations, cash flows and financial ability and our ability to make distributions to our stockholders and the value of their investment.

Non-conforming and non-investment grade loans are subject to an increased risk of loss.

Loans we may acquire or originate may not conform to conventional loan criteria applied by traditional lenders and may not be rated or may be rated as "non-investment grade." Non-investment grade ratings for these loans typically result from the overall leverage of the loans, the lack of a strong operating history for the properties underlying the loans, the borrowers' credit history, the properties' underlying cash flow or other factors. Therefore, non-conforming and investment loans we acquire or originate may have a higher risk of default and loss than conventional loans. Any loss we incur may adversely impact our business, results of operations, cash flows and financial ability and our ability to make distributions to our stockholders and the value of their investment.

Our debt investments may be considered illiquid and we may not be able to adjust our portfolio in response to changes in economic and other conditions.

The debt investments we may make in connection with privately negotiated transactions may not be registered under the relevant securities laws, resulting in a prohibition against their transfer, sale, pledge or other disposition except in a transaction that is exempt from the registration requirements of, or is otherwise in accordance with, those laws. As a result, our ability to vary our portfolio in response to changes in economic and other conditions may be relatively limited. The mezzanine loans we may purchase in the future will be particularly illiquid investments due to their short life, their unsuitability for securitization and the greater difficulty of recoupment in the event of a borrower's default.

Risks Related to International Investments

We are subject to additional risks from our international investments.

We expect to continue to purchase real estate investments located in, or related to assets located in, the United States and internationally, and may make or purchase loans or participations in loans secured by property located outside the United States. These investments may be affected by factors particular to the laws and business practices of the jurisdictions in which the properties are located. These laws and business practices may expose us to risks that are different from and in addition to those commonly found in the United States. Foreign investments are subject to risk, including the following risks:

- the burden of complying with a wide variety of foreign laws;
- changing governmental rules and policies, including changes in land use and zoning laws, more stringent environmental laws or changes in such environmental laws;
- existing or new laws relating to the foreign ownership of real property or loans and laws restricting the ability of foreign persons or companies to remove profits earned from activities within the country to the person's or company's country of origin;
- the potential for expropriation;
- possible currency transfer restrictions;
- imposition of adverse or confiscatory taxes;
- changes in real estate and other tax rates and changes in other operating expenses in particular countries;
- possible challenges to the anticipated tax treatment of the structures that allow us to acquire and hold investments;
- adverse market conditions caused by terrorism, civil unrest and changes in national or local governmental or economic conditions;
- the willingness of domestic or foreign lenders to make loans in certain countries and changes in the availability, cost and terms of loan funds resulting from varying national economic policies;

- general political and economic instability in certain regions;
- the potential difficulty of enforcing obligations in other countries; and
- Hines' limited experience and expertise in foreign countries relative to its experience and expertise in the United States.

Investments in properties or other real estate investments outside the United States subject us to foreign currency risks, which may adversely affect distributions and our REIT status.

Revenues generated from any properties or other real estate investments we acquire or ventures we enter into relating to transactions involving assets located in markets outside the United States likely will be denominated in the local currency. Therefore, any investments we make outside the United States may subject us to foreign currency risk due to potential fluctuations in exchange rates between foreign currencies and the U.S. dollar. As a result, changes in exchange rates of any such foreign currency to the U.S. dollar may affect our revenues, operating margins and distributions and may also affect the book value of our assets and the amount of stockholders' equity.

Changes in foreign currency exchange rates used to value a REIT's foreign assets may be considered changes in the value of the REIT's assets. These changes may adversely affect our status as a REIT. Further, bank accounts in foreign currency which are not considered cash or cash equivalents may adversely affect our status as a REIT.

The United Kingdom's determination to exit the European Union could adversely affect market rental rates and commercial real estate values in the United Kingdom and Europe.

On June 23, 2016, the United Kingdom held a non-binding referendum in which a majority of voters voted in favor of the United Kingdom's exit from the European Union. On March 29, 2017, the United Kingdom gave formal notice of its exit from the European Union and commenced the two-year period of negotiations to determine the terms of the United Kingdom's relationship with the European Union after the exit, including, among other things, the terms of trade between the United Kingdom and the European Union. The effects of the exit will depend on any agreements the United Kingdom makes to retain access to European Union markets either during a transitional period or more permanently. The announcement of the Brexit vote caused significant volatility in global stock markets and currency exchange rate fluctuations that resulted in the strengthening of the U.S. dollar against foreign currencies in which we conduct business. The strengthening of the U.S. dollar relative to other currencies such as the Euro may adversely affect our results of operations. The long-term nature of the United Kingdom's relationship with the European Union is unclear and there is considerable uncertainty when any relationship will be agreed and implemented. Without further agreement, the United Kingdom will formally leave the European Union on May 22, 2019. In addition, the uncertainty caused by the departure of the United Kingdom from the European Union may:

- adversely affect European and worldwide economic and market conditions;
- adversely affect commercial property market rental rates in the United Kingdom and continental Europe;
- adversely affect commercial property market values in the United Kingdom and continental Europe;
- adversely affect the availability of financing for commercial properties in the United Kingdom and continental Europe, which could reduce the price for which we are able to sell properties we have acquired in such geographic locations; and
- create further instability in global financial and foreign exchange markets, including volatility in the value of the sterling and euro.

Each of these effects may occur before the United Kingdom departs from the European Union because the capital and credit markets are subject to volatility and disruption caused by the uncertainty introduced by the Brexit vote. As of December 31, 2018, 29% of our real estate investment portfolio consisted of two properties located in Dublin, Ireland and one property in Reading, United Kingdom (based on the estimated aggregate value of our real estate investments). A decline in economic conditions could negatively impact commercial real estate fundamentals and result in lower occupancy, lower rental rates and declining values in our portfolio, which could, among other things, adversely affect our business and financial condition.

Inflation in foreign countries, along with government measures to curb inflation, may have an adverse effect on our investments.

Certain countries have in the past experienced extremely high rates of inflation. Inflation, along with governmental measures to curb inflation, coupled with public speculation about possible future governmental measures to be adopted, has had significant negative effects on these international economies in the past and this could occur again in the future. The introduction of governmental policies to curb inflation can have an adverse effect on our business. High inflation in the countries in which we purchase real estate or make other investments could increase our expenses and we may not be able to pass these increased costs on to our tenants.

Lack of compliance with the United States Foreign Corrupt Practices Act, or FCPA, could subject us to penalties and other adverse consequences.

We are subject to the FCPA, which generally prohibits United States companies from engaging in bribery or other prohibited payments to foreign officials for the purpose of obtaining or retaining business. Foreign companies, including potential competitors, are not subject to these prohibitions. Fraudulent practices, including corruption, extortion, bribery, pay-offs, theft and others, occur from time-to-time in countries in which we may do business. If people acting on our behalf or at our request are found to have engaged in such practices, severe penalties and other consequences could be imposed on us that may have a material adverse effect on our business, results of operations, cash flows and financial condition and our ability to make distributions to our stockholders and the value of their investment.

Risks Related to Organizational Structure

Any interest in us will be diluted by the Special OP Units and any other OP Units in the Operating Partnership and any interest in us may be diluted if we issue additional shares.

We owned a 99.95% general partner interest in the Operating Partnership as of December 31, 2018. Hines Global REIT II Associates Limited Partnership owns the remaining interest in the Operating Partnership, and the Advisor holds the Special OP Units in the Operating Partnership, which were issued as consideration for an obligation by Hines and its affiliates to perform future services in connection with our real estate operations. Payments with respect to these interests will reduce the amount of distributions that would otherwise be payable to you in the future.

Stockholders do not have preemptive rights to acquire any shares issued by us in the future. Therefore, investors purchasing our common shares in the Follow-On Offering may experience dilution of their equity investment if we:

- sell shares in the Follow-On Offering or sell additional shares in the future, including those issued pursuant to the distribution reinvestment plan;
- sell securities that are convertible into shares, such as OP Units;
- at the option of our Advisor, issue OP Units to pay for certain fees and distributions;
- issue OP Units or common shares to our Advisor or affiliates in exchange for advances or deferrals of fees;
- issue shares in a private offering; or
- issue shares to sellers of properties acquired by us in connection with an exchange of partnership units from the Operating Partnership.

We have issued shares of common stock as dividends and may issue preferred shares or separate classes or series of common shares, which issuance could adversely affect the holders of our common shares.

Holders of our common stock do not have preemptive rights to any shares issued by us in the future. With the authorization of our board of directors, we declared special daily stock dividends for the period from October 1, 2014 through June 30, 2015, which may dilute the value of our shares. In addition, we may issue, without stockholder approval, preferred shares or a class or series of common shares with rights that could adversely affect the holders of our common shares. Upon the affirmative vote of a majority of our directors (including, in the case of preferred shares, a majority of our independent directors), our charter authorizes our board of directors (without any further action by our stockholders) to issue preferred shares or common shares in one or more classes or series, and to fix the voting rights (subject to certain limitations), liquidation preferences, distribution rates, conversion rights, redemption rights and terms, including sinking fund provisions, and certain other rights and preferences with respect to such classes or series of shares. If we ever create and issue preferred shares with a distribution preference over common shares, payment of any distribution preferences of outstanding preferred shares would reduce the amount of funds available for the payment of distributions on the common shares. Further, holders of preferred shares are normally entitled to receive a preference payment in the event we liquidate, dissolve or wind up before any payment is made to the common stockholders, likely reducing the amount common stockholders would otherwise receive upon such an occurrence. We could also designate and issue shares in a class or series of common shares with similar rights. In addition, under certain circumstances, the issuance of preferred shares or a separate class or series of common shares may render more difficult or tend to discourage:

- a merger, tender offer or proxy contest;
- the assumption of control by a holder of a large block of our securities; and/or
- the removal of incumbent management.

Our board of directors determines our major policies and operations which increases the uncertainties faced by our stockholders.

Our board of directors determines our major policies, including our policies regarding acquisitions, dispositions, financing, growth, debt capitalization, REIT qualification, redemptions and distributions. Our board of directors may amend or revise these and other policies without a vote of the stockholders. Under the Maryland General Corporation Law and our charter, our stockholders have a right to vote only on limited matters. Our board of directors' broad discretion in setting policies and the inability of our stockholders to exert control over those policies increases the uncertainty and risks they face, especially if our board of directors and our stockholders disagree as to what course of action is in the best interests of our stockholders.

Our bylaws designate the Circuit Court for Baltimore City, Maryland as the sole and exclusive forum for certain types of actions and proceedings that may be initiated by our stockholders, which could limit our stockholders' ability to obtain a favorable judicial forum for disputes with us or our directors, officers or employees.

Our bylaws provide that, unless we consent in writing to the selection of an alternative forum, the Circuit Court for Baltimore City, Maryland, or if that Court does not have jurisdiction, the United States District Court for the District of Maryland, Baltimore Division, shall be the sole and exclusive forum for certain types of actions and proceedings that may be initiated by our stockholders with respect to our company, our directors, our officers or our employees (we note we currently have no employees). This choice of forum provision may limit a stockholder's ability to bring a claim in a judicial forum that the stockholder believes is favorable for disputes with us or our directors, officers or employees, which may discourage meritorious claims from being asserted against us and our directors, officers and employees. Alternatively, if a court were to find this provision of our bylaws inapplicable to, or unenforceable in respect of, one or more of the specified types of actions or proceedings, we may incur additional costs associated with resolving such matters in other jurisdictions, which could adversely affect our business, financial condition or results of operations. We adopted this provision because we believe it makes it less likely that we will be forced to incur the expense of defending duplicative actions in multiple forums and less likely that plaintiffs' attorneys will be able to employ such litigation to coerce us into otherwise unjustified settlements, and we believe the risk of a court declining to enforce this provision is remote, as the General Assembly of Maryland has specifically amended the Maryland General Corporation Law to authorize the adoption of such provisions.

The ownership limit in our charter may discourage a takeover attempt.

Our charter provides that no holder of shares, other than any person to whom our board of directors grants an exemption, may directly or indirectly own more than 9.9% of the number or value, whichever is more restrictive, of the aggregate of our outstanding shares or more than 9.9% of the number or value, whichever is more restrictive, of the outstanding shares of any

class or series of our outstanding securities. This ownership limit may deter tender offers for our common shares, which offers may be attractive to our stockholders, and thus may limit the opportunity for stockholders to receive a premium for their common shares that might otherwise exist if an investor attempted to assemble a block of common shares in excess of 9.9% of the number or value, whichever is more restrictive, of the aggregate of our outstanding shares, or 9.9% in number or value, whichever is more restrictive, of the outstanding common shares or otherwise to effect a change of control in us.

We will not be afforded the protection of the Maryland General Corporation Law relating to business combinations.

Provisions of the Maryland General Corporation Law prohibit business combinations, unless prior approval of the board of directors is obtained before the person seeking the combination became an interested stockholder, with:

- any person who beneficially owns 10% or more of the voting power of our outstanding voting shares (an “interested stockholder”);
- any of our affiliates or associates who, at any time within the two-year period prior to the date in question, was the beneficial owner of 10% or more of the voting power of our then outstanding shares (also an “interested stockholder”); or
- an affiliate of an interested stockholder.

These prohibitions are intended to prevent a change of control by interested stockholders who do not have the support of our board of directors. Because our charter contains limitations on ownership of more than 9.9% of our common shares, our board of directors has adopted a resolution presently opting out of the business combinations statute. Therefore, we will not be afforded the protections of this statute and, accordingly, there is no guarantee that the ownership limitations in our charter will provide the same measure of protection as the business combinations statute and prevent an undesired change of control by an interested stockholder.

We are not registered as an investment company under the Investment Company Act of 1940, as amended, or the Investment Company Act, and therefore we will not be subject to the requirements imposed on an investment company by the Investment Company Act which may limit or otherwise affect our investment choices.

Hines Global, the Operating Partnership, and our subsidiaries will conduct our businesses so that none of such entities are required to register as “investment companies” under the Investment Company Act. The operation of a business in a manner so as not to be subject to regulation as an investment company requires an analysis of and compliance with complex laws, regulations and SEC staff interpretations, not all of which are summarized herein. Although we could modify our business methods at any time, at the present time we expect that the focus of our activities will involve investments in real estate, buildings, and other assets that can be referred to as “sticks and bricks” and therefore we will not be an investment company under Section 3(a)(1)(A) of the Investment Company Act. We may invest in other real estate investments and will otherwise be considered to be in the real estate business.

Companies subject to the Investment Company Act are required to comply with a variety of substantive requirements such as requirements relating to:

- limitations on the capital structure of the entity;
- restrictions on certain investments;
- prohibitions on transactions with affiliated entities; and
- public reporting disclosures, record keeping, voting procedures, proxy disclosure and similar corporate governance rules and regulations.

These and other requirements are intended to provide benefits and/or protections to security holders of investment companies. Because we and our subsidiaries do not expect to be subject to these requirements, our stockholders will not be entitled to these benefits or protections. It is our policy to operate in a manner that will not require us to register as an investment company, and we do not expect or intend to register as an “investment company” under the Investment Company Act.

We do not expect that we, the Operating Partnership, or other subsidiaries will be an investment company because we intend to ensure that holdings of investment securities by each such entity will not exceed 40% of the total assets of that entity and that no such entity holds itself out as being engaged primarily in the business of investing in securities. If an entity were to hold investment securities having a value exceeding 40% of the value of the entity’s total assets, and no other exclusion from registration was available, that entity might be required to register as an investment company. In order to avoid such a result, we, the Operating Partnership, or a subsidiary may be unable to sell assets we would otherwise want to sell or may need to sell

assets we would otherwise wish to retain. In addition, we may also have to forgo opportunities to acquire certain investments or interests in companies or entities that we would otherwise want to acquire, or acquire assets we might otherwise not select for purchase.

If Hines Global, the Operating Partnership or any subsidiary owns assets that qualify as “investment securities” and the value of such assets exceeds 40% of the value of its total assets, the entity would be deemed to be an investment company absent another exclusion from the Investment Company Act. Certain of the subsidiaries that we may form in the future could seek to rely upon the exclusion provided by Section 3(c)(5)(C) of that Act, which is available for, among other things, entities “primarily engaged in the business of purchasing or otherwise acquiring mortgages and other liens on and interests in real estate.” This exclusion, as interpreted by the staff of the SEC, generally requires that at least 55% of an entity’s portfolio be comprised of qualifying interests and the remaining 45% of the entity’s portfolio be comprised primarily of real estate-type interests (as such terms have been interpreted by the staff of the SEC). SEC staff no-action letters have indicated that the foregoing real estate-type interests test will be met if at least 25% of such entity’s assets are invested in real estate-type interests, which threshold is subject to reduction to the extent that the entity invested more than 55% of its total assets in qualifying interests, and no more than 20% of such entity’s total assets are invested in miscellaneous investments. Qualifying interests for this purpose include actual interests in real estate, certain mortgage loans and other assets as interpreted in a manner consistent with SEC staff guidance. We intend to treat the following as real estate-type interests: non-agency RMBS; CMBS, debt and equity securities of companies primarily engaged in real estate businesses; agency partial pool certificates and securities issued by pass-through entities of which substantially all of the assets consist of qualifying interests; and/or real estate-related assets. Due to the factual nature of this test, we, the Operating Partnership, or a subsidiary may be unable to sell assets we would otherwise want to sell or may need to sell assets we would otherwise wish to retain, if we deem it necessary to remain in compliance with the foregoing standards. In addition, we may have to forgo opportunities to acquire certain investments or interests in companies or entities that we would otherwise want to acquire, or acquire assets we might otherwise not select for purchase, if we deem it necessary to remain in compliance with the foregoing standards.

In addition, we, the Operating Partnership and/or our subsidiaries may rely upon other exclusions, including the exclusion provided by Section 3(c)(6) of the Investment Company Act (which excludes, among other things, parent entities whose primary business is conducted through majority-owned subsidiaries relying upon the exclusion provided by Section 3(c)(5)(C) (discussed above)), from the definition of an investment company and the registration requirements under the Investment Company Act.

There can be no assurance that the laws and regulations governing the Investment Company Act status of REITs (and/or their subsidiaries), including actions by the SEC or its staff providing more specific or different guidance regarding these exclusions, will not change in a manner that adversely affects our operations. For example, on August 31, 2011, the SEC issued a concept release requesting comments regarding a number of matters relating to the exclusion provided by Section 3(c)(5)(C) of the Investment Company Act, including the nature of assets that qualify for purposes of the exclusion and whether mortgage REITs should be regulated in a manner similar to investment companies. To the extent that the SEC or the SEC staff provides more specific guidance regarding any of the matters bearing upon the exclusions discussed above or other exclusions from the definition of an investment company under the Investment Company Act upon which we may rely, we may be required to change the way we conduct our business or adjust our strategy accordingly. Any additional guidance from the SEC staff could provide additional flexibility to us, or it could further inhibit our ability to pursue the strategies we have chosen. If we meet the definition of an investment company under the Investment Company Act and we fail to qualify for an exclusion therefrom, our ability to use leverage and other business strategies would be substantially reduced. Our business will be materially and adversely affected if we fail to qualify for an exclusion from regulation under the Investment Company Act.

If Hines Global or the Operating Partnership is required to register as an investment company under the Investment Company Act, the additional expenses and operational limitations associated with such registration may reduce our stockholders’ investment return or impair our ability to conduct our business as planned.

If we become an investment company or are otherwise required to register as an investment company, we might be required to revise some of our current policies, or substantially restructure our business, to comply with the Investment Company Act. This would likely require us to incur the expense and delay of holding a stockholder meeting to vote on proposals for such changes. Further, if we were required to register as an investment company, but failed to do so, we would be prohibited from engaging in our business, criminal and civil actions could be brought against us, some of our contracts might be unenforceable, unless a court were to direct enforcement, and a court could appoint a receiver to take control of us and liquidate our business.

If we internalize our management functions, we could incur adverse effects on our business and financial condition, including significant costs associated with becoming and being self-managed and the percentage of our outstanding common stock owned by our stockholders could be reduced.

If we seek to list our shares on an exchange as a way of providing our stockholders with a liquidity event, we may consider internalizing the functions performed for us by our Advisor. An internalization could take many forms, for example, we may hire our own group of executives and other employees or we may acquire our Advisor or its respective assets including its existing workforce. Any internalization could result in significant payments, including in the form of our stock, to the owners of our Advisor as compensation, which could reduce the percentage ownership of our then existing stockholders and concentrate ownership in Hines. In addition, there is no assurance that internalizing our management functions will be beneficial to us and our stockholders. For example, we may not realize the perceived benefits because of: (i) the costs of being self-managed; (ii) our inability to effectively integrate a new staff of managers and employees; or (iii) our inability to properly replicate the services provided previously by our Advisor or its affiliates. Additionally, internalization transactions have also, in some cases, been the subject of litigation and even if these claims are without merit, we could be forced to spend significant amounts of money defending claims which would reduce the amount of funds available for us to invest in real estate investments or to pay distributions. In connection with any such internalization transaction, a special committee consisting of our independent directors will be appointed to evaluate the transaction and to determine whether a fairness opinion should be obtained.

Risks Related to Potential Conflicts of Interest

We compete with affiliates of Hines for real estate investment opportunities and some of these affiliates have preferential rights to accept or reject certain investment opportunities in advance of our right to accept or reject such opportunities.

Hines has existing real estate joint ventures, funds and programs, which we collectively refer to as real estate investment vehicles, with investment objectives and strategies similar to ours, including Hines Global REIT. Because we compete with these real estate investment vehicles for investment opportunities, Hines faces conflicts of interest in allocating investment opportunities between us and these other real estate investment vehicles. We have limited rights to specific investment opportunities located by Hines. Some of these entities have a priority right over other Hines real estate investment vehicles, including us, to accept investment opportunities that meet certain defined investment criteria. Because we and other Hines real estate investment vehicles rely on Hines to present us with investment opportunities, these rights will reduce our investment opportunities. We therefore may not be able to invest in, or we may only invest indirectly with or through another Hines affiliated real estate investment vehicle in, certain investments we otherwise would make directly. To the extent we invest in opportunities with another real estate investment vehicles affiliated with Hines, we may not have the control over such investment we would otherwise have if we owned all of or otherwise controlled such assets.

We do not have priority rights to specific investment opportunities located by Hines. Our right to participate in Hines' investment allocation process will terminate if we are no longer advised by an affiliate of Hines. For investment opportunities not covered by this allocation procedure, Hines will decide in its discretion, subject to any priority rights it grants or has granted to other Hines-managed or otherwise affiliated real estate investment vehicles, how to allocate such opportunities among us, Hines and other real estate investment vehicles. Because we do not have a right to accept or reject any investment opportunities before Hines or one or more Hines real estate investment vehicles have the right to accept such opportunities, and are otherwise subject to Hines' discretion as to the investment opportunities we will receive, we may not be able to review and/or invest in opportunities which we would otherwise pursue if we were the only real estate investment vehicle sponsored by Hines or had a priority right in regard to such investments. We are subject to the risk that, as a result of the conflicts of interest between Hines, us and other real estate investment vehicles sponsored or managed by or affiliated with Hines, and the priority rights Hines has granted or may in the future grant to any such other real estate investment vehicles, we may not be offered favorable investment opportunities located by Hines when it would otherwise be in our best interest to accept such investment opportunities, and our business, results of operations, cash flows and financial condition and our ability to make distributions to our stockholders and the value of their investment may be adversely impacted thereby.

We may compete with other investment vehicles affiliated with Hines for tenants.

Hines and its affiliates are not prohibited from engaging, directly or indirectly, in any other business or from possessing interests in any other business venture or ventures, including businesses and ventures involved in the acquisition, development, ownership, management, leasing or sale of real estate projects. Hines or its affiliates own and/or manage properties in most, if not all, geographical areas in which we expect to acquire interests in real estate assets. Therefore, our properties may compete for tenants with other properties owned and/or managed by Hines and its affiliates, including Hines Global REIT. Hines may

face conflicts of interest when evaluating tenant opportunities for our properties and other properties owned and/or managed by Hines and its affiliates and these conflicts of interest may have a negative impact on our ability to attract and retain tenants.

Employees of our Advisor and Hines will face conflicts of interest relating to time management and allocation of resources and investment opportunities.

We do not have employees. Pursuant to a contract with Hines, we rely on employees of Hines and its affiliates to manage and operate our business and they are contractually bound to devote the time and attention reasonably necessary to conduct our business in an appropriate manner. Our officers and the officers and employees of our Advisor, Hines and its affiliates hold similar positions in numerous entities and they may from time to time allocate more of their time to service the needs of such entities than they allocate to servicing our needs. Hines is not restricted from acquiring, developing, operating, managing, leasing or selling real estate through entities other than us and Hines will continue to be actively involved in real estate operations and activities other than our operations and activities. Hines currently controls and/or operates other entities that own properties in many of the markets in which we will seek to invest. Hines spends a material amount of time managing these properties and other assets unrelated to our business. We lack the ability to manage it without the time and attention of Hines' employees.

Hines and its affiliates are general partners and sponsors of other real estate investment vehicles having investment objectives and legal and financial obligations similar to ours, including Hines Global REIT. Because Hines and its affiliates have interests in other real estate investment vehicles and also engage in other business activities, they may have conflicts of interest in allocating their time and resources among our business and these other activities. Our officers and directors, as well as those of our Advisor, own equity interests in entities affiliated with Hines from which we may buy properties. These individuals may make substantial profits in connection with such transactions, which could result in conflicts of interest. Likewise, such individuals could make substantial profits as the result of investment opportunities allocated to entities affiliated with Hines other than us. As a result of these interests, they could pursue transactions that may not be in our best interest.

Hines may face conflicts of interest if it sells properties it acquires or develops to us.

We may in the future acquire properties from Hines and affiliates of Hines. We may acquire properties Hines currently owns or hereafter acquires from third parties. Hines may also develop properties and then sell the completed properties to us. Similarly, we may provide development loans to Hines in connection with these developments. Hines, its affiliates and its employees (including our officers and directors) may make substantial profits in connection with such transactions. We must follow certain procedures when purchasing assets from Hines and its affiliates. Hines may owe fiduciary and/or other duties to the selling entity in these transactions and conflicts of interest between us and the selling entities could exist in such transactions. Because we are relying on Hines, these conflicts could result in transactions based on terms that are less favorable to us than we would receive from a third party.

Our Advisor faces a conflict of interest because the fees it receives for services performed are based in part on our NAV, which our Advisor is ultimately responsible for determining.

Our Advisor is paid an asset management fee for its services based on our NAV, which is calculated based in part on information provided by our Advisor. In addition, the distributions to be received by our Advisor with respect to its performance participation interest in the Operating Partnership will be based in part upon the Operating Partnership's net assets (which is a component of our NAV). The calculation of our NAV includes certain subjective judgments with respect to estimating, for example, the value of our portfolio and our accrued expenses, net portfolio income and liabilities, and therefore, our NAV may not correspond to realizable value upon a sale of those assets. Our Advisor may benefit by us retaining ownership of our assets at times when our stockholders may be better served by the sale or disposition of our assets in order to avoid a reduction in our NAV. If our NAV is calculated in a way that is not reflective of our actual NAV, then the purchase price of shares of our common stock or the price paid for the redemption of your shares of common stock on a given date may not accurately reflect the value of our portfolio, and your shares may be worth less than the purchase price or more than the redemption price.

Our Advisor's asset management fee and the performance participation allocation may not create proper incentives or may induce our Advisor and its affiliates to make certain investments, including speculative investments, that increase the risk of our real estate portfolio.

We pay our Advisor an asset management fee regardless of the performance of our portfolio. Our Advisor's entitlement to an asset management fee, which is not based upon performance metrics or goals, might reduce its incentive to devote its time and effort to seeking investments that provide attractive risk-adjusted returns for our portfolio. We may be required to pay our

Advisor an asset management fee in a particular period despite experiencing a net loss or a decline in the value of our portfolio during that period.

The existence of the 12.5% performance participation interest in our Operating Partnership to which our Advisor is entitled, which is based on our total distributions plus the change in NAV per share, may create an incentive for our Advisor to make riskier or more speculative investments on our behalf than it would otherwise make in the absence of such performance-based compensation. For example, our Advisor may be incentivized to recommend a riskier hedging or derivative transaction than it would otherwise recommend because it may materially increase the probability that our Advisor will receive the performance participation allocation or our Advisor may oppose a hedging or derivative transaction that may otherwise benefit the Company because executing the transaction may make it more likely that our Advisor will not earn the performance participation allocation. In addition, the change in NAV per share will be based on the value of our investments on the applicable measurement dates and not on realized gains or losses. As a result, our Advisor may receive distributions based on unrealized gains in certain assets at the time of such distributions and such gains ultimately may not be realized when those assets are eventually disposed of.

Our Dealer Manager may face conflicts of interest caused by compensation arrangements with us, which could result in actions that are not in our stockholders' best interest.

Our Dealer Manager will be paid ongoing distribution and stockholder servicing fees with respect to Class T shares, Class S shares and Class D shares until the earliest to occur of several events, including a listing of our common shares and a merger or consolidation with or into another entity, or the sale or other disposition of all or substantially all of our assets, which may incentivize our Advisor not to recommend a listing, sale, merger or other liquidity event until our Dealer Manager has been paid all distribution and stockholder servicing fees, because the completion of such transactions would cause the payment of such fees to our Dealer Manager to cease.

Hines may face conflicts of interest in connection with the management of our day-to-day operations and in the enforcement of agreements between Hines and its affiliates.

Hines and our Advisor manage our day-to-day operations and properties pursuant to an advisory agreement. This agreement was not negotiated at arm's length and certain fees payable by us under such agreement are paid regardless of our performance. Hines and its affiliates may encounter conflicts of interest with respect to position as to matters relating to this agreement. Areas of potential conflict include the computation of fees and reimbursements under such agreements, the enforcement, renewal and/or termination of the agreements and the priority of payments to third parties as opposed to amounts paid to affiliates of Hines. These fees may be higher than fees charged by third parties in an arm's-length transaction as a result of these conflicts.

Certain of our officers and directors face conflicts of interest relating to the positions they hold with other entities.

All of our officers and non-independent directors are also officers and directors of our Advisor and/or other entities controlled by Hines. Some of these entities, including Hines Global REIT, may compete with us for investment and leasing opportunities. These personnel owe fiduciary duties to these other entities and their security holders and these duties may from time to time conflict with the fiduciary duties such individuals owe to us and our stockholders. For example, conflicts of interest adversely affecting our investment decisions could arise in decisions or activities related to:

- the allocation of new investments among us and other entities operated by Hines;
- the allocation of time and resources among us and other entities operated by Hines;
- the timing and terms of the investment in or sale of an asset;
- investments with Hines and affiliates of Hines;
- the compensation paid to our Advisor; and
- our relationship with Hines in the management of our properties.

These conflicts of interest may also be impacted by the fact that such individuals may have compensation structures tied to the performance of such other entities controlled by Hines and these compensation structures may potentially provide for greater remuneration in the event an investment opportunity is presented to a Hines affiliate rather than us.

Our officers and directors have limited liability.

Generally, we are obligated under our charter to indemnify our officers and directors against certain liabilities incurred in connection with their services. We enter into indemnification agreements with each of our officers and directors pursuant to which we generally agree to indemnify our officers and directors for any such liabilities that they incur. These indemnification agreements, as well as the indemnification provisions in our charter, could limit our ability and the ability of our stockholders to effectively take action against our officers and directors arising from their service to us. In addition, there could be a potential reduction in distributions resulting from our payment of premiums associated with insurance or payments of a defense, settlement or claim.

Our UPREIT structure may result in potential conflicts of interest.

Persons holding OP Units have the right to vote on certain amendments to the Agreement of Limited Partnership of the Operating Partnership, as well as on certain other matters. Persons holding such voting rights may exercise them in a manner that conflicts with the interests of our stockholders. As general partner of the Operating Partnership, we will be obligated to act in a manner that is in the best interest of all partners of the Operating Partnership. Circumstances may arise in the future when the interests of limited partners in the Operating Partnership may conflict with the interests of our stockholders.

Risks Related to Taxes

If we fail to qualify as a REIT, our operations and our ability to pay distributions to our stockholders would be adversely impacted.

We believe that we qualify as a REIT under the Code. A REIT generally is not taxed at the corporate level on income that it currently distributes to its stockholders. Qualification as a REIT involves the application of highly technical and complex rules for which there are only limited judicial or administrative interpretations. The determination of various factual matters and circumstances not entirely within our control may affect our ability to continue to qualify as a REIT. In addition, new legislation, regulations, administrative interpretations or court decisions could significantly change the tax laws with respect to qualification as a REIT or the U.S. federal income tax consequences of such qualification.

If we were to fail to qualify as a REIT in any taxable year:

- we would not be allowed to deduct our distributions to our stockholders when computing our taxable income;
- we would be subject to federal income tax on our taxable income at regular corporate rates;
- we would be disqualified from being taxed as a REIT for the four taxable years following the year during which qualification was lost, unless entitled to relief under certain statutory provisions;
- our cash available for distribution would be reduced and we would have less cash to distribute to our stockholders; and
- we might be required to borrow additional funds or sell some of our assets in order to pay corporate tax obligations we may incur as a result of our disqualification.

We may be required to defer repatriation of cash from foreign jurisdictions in order to qualify as a REIT.

Investments in foreign real property may be subject to foreign currency gains and losses. Certain foreign currency gains will generally be excluded from income for purposes of determining our compliance with one or both of the REIT gross income tests; however, under certain circumstances (for example, if we regularly trade in foreign securities) such gains will be treated as non-qualifying income. To reduce the risk of foreign currency gains adversely affecting our REIT qualification, we may be required to defer the repatriation of cash from foreign jurisdictions or to employ other structures that could affect the timing, character or amount of income we receive from our foreign investments. No assurance can be given that we will be able to manage our foreign currency gains in a manner that enables us to qualify as a REIT or to avoid U.S. federal income and other taxes on our income as a result of foreign currency gains.

If the Operating Partnership is classified as a “publicly traded partnership” under the Code, our operations and our ability to pay distributions to our stockholders could be adversely affected.

We believe that the Operating Partnership will be treated as a partnership, and not as an association or a publicly traded partnership for U.S. federal income tax purposes. In this regard, the Code generally classifies “publicly traded partnerships” (as defined in Section 7704 of the Code) as associations taxable as corporations (rather than as partnerships), unless substantially all of their taxable income consists of specified types of passive income. In order to minimize the risk that the Code would classify the Operating Partnership as a “publicly traded partnership” for tax purposes, we placed certain restrictions on the transfer and/or repurchase of partnership units in the Operating Partnership. However, if the IRS successfully determines that the Operating Partnership should be taxed as a corporation, the Operating Partnership would be required to pay U.S. federal income tax at corporate rates on its net income, its partners would be treated as stockholders of the Operating Partnership and distributions to partners would constitute non-deductible distributions in computing the Operating Partnership’s taxable income. In addition, we could fail to qualify as a REIT and the imposition of a corporate tax on the Operating Partnership would reduce the amount of cash available for distribution to our stockholders.

Distributions to tax-exempt investors may be classified as unrelated business taxable income.

Neither ordinary nor capital gain distributions with respect to our common shares nor gain from the sale of common shares should generally constitute unrelated business taxable income to a tax-exempt investor. However, there are certain exceptions to this rule. In particular:

- part of the income and gain recognized by certain qualified employee pension trusts with respect to our common shares may be treated as unrelated business taxable income if our stock is predominately held by qualified employee pension trusts, we are required to rely on a special look through rule for purposes of meeting the REIT stock ownership tests, and we are not operated in such a manner as to otherwise avoid treatment of such income or gain as unrelated business taxable income;
- part of the income and gain recognized by a tax exempt investor with respect to our common shares would constitute unrelated business taxable income if such investor incurs debt in order to acquire the common shares; and
- part or all of the income or gain recognized with respect to our common shares by social clubs, voluntary employee benefit associations and supplemental unemployment benefit trusts and qualified group legal services plans which are exempt from federal income taxation under Sections 501(c)(7), (9), or (17) of the Code may be treated as unrelated business taxable income.

Stockholders who participate in the distribution reinvestment plan may realize taxable income without receiving cash distributions.

If our stockholders participate in the distribution reinvestment plan, they will be required to take into account, in computing their taxable income, ordinary and capital gain dividends allocable to shares that they own, even though they receive no cash because such distributions are reinvested. In addition, the difference between the public offering price of our shares and the transaction price paid for shares purchased pursuant to the distribution reinvestment plan may be deemed to be taxable as income to participants in the plan.

Foreign investors may be subject to the Foreign Investment in Real Property Tax Act (“FIRPTA”) on sale of common shares if we are unable to qualify as a “domestically controlled” REIT.

A foreign person disposing of a U.S. real property interest, including shares of a U.S. corporation whose assets consist principally of U.S. real property interests, is generally subject to tax under FIRPTA on the gain recognized on such disposition. FIRPTA does not apply, however, to the disposition of stock in a REIT if the REIT is “domestically controlled.” In addition, FIRPTA will apply if we make a distribution that is attributable to gain recognized by us on a disposition of a U.S. real property interest, even if we are domestically controlled, except with respect to “qualified foreign pension plans”. A REIT is “domestically controlled” if less than 50% of the REIT’s capital stock, by value, has been owned, directly and indirectly, by persons who are not U.S. persons during a continuous five-year period ending on the date of disposition or, if shorter, during the entire period of the REIT’s existence.

We cannot assure our stockholders that we will qualify as a “domestically controlled” REIT. If we were to fail to so qualify, gains realized by foreign investors other than “qualified foreign pension plans” and foreign governments on a sale of our common shares would be subject to tax under FIRPTA (unless our common shares were traded on an established securities market and the foreign investor did not at any time during a specified testing period directly or indirectly own more than 10%

of the value of our outstanding common shares). Our common shares are not currently traded on an established securities market.

In certain circumstances, we may be subject to federal, state, and local or foreign income or other taxes, which would reduce our cash available to pay distributions to our stockholders.

Even if we qualify and maintain our status as a REIT, we may be subject to certain federal, state, local or foreign, income or other taxes. For example, if we have net income from a “prohibited transaction,” such income will be subject to a 100% tax. We may not be able to make sufficient distributions to avoid paying federal income tax and/or the 4% excise tax that applies to certain income retained by a REIT. We may also decide to retain gain that we recognize from the sale or other disposition of our properties and pay income tax directly on such gain. In that event, our stockholders would be treated as if they earned that gain and paid the tax on it directly. However, stockholders that are tax-exempt, such as charities or qualified pension plans, would have no benefit from their deemed payment of such tax liability. We may also be subject to state and local taxes on our income or property, either directly or at the level of the Operating Partnership or of other entities through which we indirectly own our assets. Any taxes that we pay will reduce our cash available for distribution to our stockholders.

We have entered, and may continue to enter into, certain hedging transactions which may have a potential impact on our REIT status.

We have entered into hedging transactions with respect to certain of our activities and may continue to enter into similar transactions in the future. Our hedging activities may include entering into interest rate and/or foreign currency swaps, caps and floors, options to purchase these items, and futures and forward contracts. The gross income tests applicable to REITs generally exclude any income or gain from a hedging or similar transaction entered into by the REIT primarily to manage the risk of interest rate, price changes or currency fluctuations with respect to borrowings made or to be made to acquire or carry real estate assets or to manage the risk of currency fluctuations with respect to an item of income or gain that would be qualifying income under the 75% or 95% gross income test (or any property which generates such income or gain), provided that we properly identify such hedges and other transactions in the manner required by the Code and regulations. To the extent that we do not properly identify such transactions as hedges or we hedge with other types of financial instruments, or hedge asset values or other types of indebtedness, the income from those transactions is likely to be treated as non-qualifying income for purposes of the gross income tests and may affect our ability to qualify as a REIT. In addition, to the extent that our position in a hedging transaction has positive value, the instrument may be treated as a non-qualifying asset that does not qualify for purposes of the gross asset tests to which REITs are subject.

Entities through which we hold foreign real estate investments may be subject to foreign taxes, notwithstanding our status as a REIT.

Even if we maintain our status as a REIT, entities through which we hold investments in assets located outside the United States may be subject to income taxation by jurisdictions in which such assets are located. Our cash available for distribution to our stockholders will be reduced by any such foreign income taxes.

Dividends payable by REITs do not qualify for the reduced tax rates available for some dividends.

The maximum tax rate applicable to income from “qualified dividends” payable to U.S. stockholders that are individuals, trusts or estates is currently 20%. Dividends payable by REITs, however, generally are not eligible for the reduced rates. The more favorable rates applicable to regular corporate qualified dividends could cause investors who are individuals, trusts or estates to perceive investments in our common shares to be relatively less attractive than investments in the stock of non-REIT corporations that pay dividends, which could adversely affect the value of our common shares.

Recharacterization of sale-leaseback transactions may cause us to lose our REIT status.

We may purchase real properties and lease them back to the sellers of such properties. We will use commercially reasonable efforts to structure any such sale-leaseback transaction such that the lease will be characterized as a “true lease,” thereby allowing us to be treated as the owner of the property for U.S. federal income tax purposes, but cannot assure our stockholders that the IRS will not challenge such characterization. In the event that any such sale-leaseback transaction is challenged and recharacterized as a financing transaction or loan for U.S. federal income tax purposes, deductions for depreciation relating to such property would be disallowed. We might fail to satisfy the REIT qualification “asset tests” or the “income tests” and, consequently, lose our REIT status effective with the year of recharacterization if a sale-leaseback transaction were so recharacterized. Alternatively, the amount of our REIT taxable income could be recalculated which might also cause us to fail to meet the distribution requirement for a taxable year.

Investments in other REITs and real estate partnerships could subject us to the tax risks associated with the tax status of such entities.

We may invest in the securities of other REITs and real estate partnerships. Such investments are subject to the risk that any such REIT or partnership may fail to satisfy the requirements to qualify as a REIT or a partnership, as the case may be, in any given taxable year. In the case of a REIT, such failure would subject such entity to taxation as a corporation. Failure to qualify as a REIT may require such REIT to incur indebtedness to pay its tax liabilities, may reduce its ability to make distributions to us, and may render it ineligible to elect REIT status prior to the fifth taxable year following the year in which it fails to so qualify. In the case of a partnership, such failure could subject such partnership to an entity level tax and reduce the entity's ability to make distributions to us. In addition, such failures could, depending on the circumstances, jeopardize our ability to qualify as a REIT.

Complying with the REIT requirements may cause us to forgo otherwise attractive opportunities.

To qualify as a REIT for U.S. federal income tax purposes, we must continually satisfy tests concerning, among other things, the sources of our income, the nature and diversification of our assets, the amounts we distribute to our stockholders and the ownership of shares of our common stock. We may be required to forgo otherwise attractive investments or make distributions to stockholders at disadvantageous times or when we do not have funds readily available for distribution. Thus, compliance with the REIT requirements may hinder our ability to operate solely on the basis of maximizing profits.

Complying with the REIT requirements may force us to liquidate otherwise attractive investments.

We must ensure that at the end of each calendar quarter, at least 75% of the value of our assets consists of cash, cash items, government securities and qualified real estate assets in order to ensure our qualification as a REIT. The remainder of our investments (other than governmental securities and qualified real estate assets) generally cannot include more than 10% of the outstanding voting securities of any one issuer or more than 10% of the total value of the outstanding securities of any one issuer. In addition, in general, no more than 5% of the value of our assets (other than government securities and qualified real estate assets) can consist of the securities of any one issuer, and no more than 20% (the limit was 25% prior to January 1, 2018) of the value of our total assets can be represented by securities of one or more taxable REIT subsidiaries. If we fail to comply with these requirements at the end of any calendar quarter, we must correct such failure within 30 days after the end of the calendar quarter in order to avoid losing our REIT status and suffering adverse tax consequences. As a result, we may be required to liquidate otherwise attractive investments.

The failure of a mezzanine loan or any other loan which is not secured by a mortgage on real property to qualify as a real estate asset could adversely affect our ability to qualify as a REIT.

The IRS has issued Revenue Procedure 2003-65, which provides a safe harbor pursuant to which a mezzanine loan that is secured by interests in a pass-through entity will be treated by the IRS as a real estate asset for purposes of the REIT tests, and interest derived from such loan will be treated as qualifying mortgage interest for purposes of the REIT 75% income test. Although the Revenue Procedure provides a safe harbor on which taxpayers may rely, it does not prescribe rules of substantive tax law. We may make investments in loans secured by interests in pass-through entities in a manner that complies with the various requirements applicable to our qualification as a REIT. To the extent, however, that any such loans do not satisfy all of the requirements for reliance on the safe harbor set forth in the Revenue Procedure, there can be no assurance that the IRS will not challenge the tax treatment of such loans, which could jeopardize our ability to qualify as a REIT. Similarly, any other loan which we make which is not secured by a mortgage on real property may fail to qualify as a real estate asset for purposes of the REIT qualification tests and therefore could adversely affect our ability to qualify as a REIT.

Legislative or regulatory action could adversely affect us and/or our investors.

In recent years, numerous legislative, judicial and administrative changes have been made to the U.S. federal income tax laws applicable to the qualification and taxation of REITs and to investments in REITs and similar entities. Additional changes to tax laws may continue to occur in the future and may be given retroactive or prospective effect, and we cannot assure our stockholders that any such changes will not adversely affect how we are taxed or the taxation of a stockholder. Any such changes could have an adverse effect on us and on an investment in shares of our common stock. We urge our stockholders to consult with their own tax advisors with respect to the status of legislative, regulatory or administrative developments and proposals and their potential effect on an investment in shares of our common stock.

The Tax Cuts and Jobs Act, which made significant changes to the U.S. federal income tax rules for taxation of individuals and corporations, including REITs and their stockholders, was signed into law on December 22, 2017 and the precise application of all facets of the legislation is unclear. In addition, as a result of these changes, we may be limited in our ability to deduct interest expense, or be required to spread depreciation deductions over longer periods of time and we may be limited in our ability to utilize losses incurred in earlier years to offset income generated in subsequent years.

The Tax Cuts and Jobs Act made significant changes to the U.S. federal income tax rules for taxation of individuals and corporations, including REITs and their stockholders. In the case of individuals, the tax brackets were adjusted, the top federal income rate was reduced to 37%, special rules reduce taxation of certain income earned through pass-through entities and reduce the top effective rate applicable to ordinary dividends from REITs to 29.6% (through a 20% deduction for ordinary REIT dividends received that are not “capital gain dividends” or “qualified dividend income”) and various deductions were eliminated or limited, including limiting the deduction for state and local taxes to \$10,000 per year. Most of the changes applicable to individuals are temporary and apply only to taxable years beginning after December 31, 2017 and before January 1, 2026. The top corporate income tax rate was reduced to 21%. There are only minor changes to the tax rules applicable to REITs (other than the 20% deduction applicable to individuals for ordinary REIT dividends received). The Tax Cuts and Jobs Act makes numerous other large and small changes to the tax rules that do not affect REITs directly but may affect our stockholders and may indirectly affect us. For example, the Tax Cuts and Jobs Act amended the rules for accrual of income so that income is taken into account no later than when it is taken into account on applicable financial statements, even if financial statements take such income into account before it would accrue under the original issue discount rules, market discount rules or other rules in the Code. Such rule may cause us to recognize income before receiving any corresponding receipt of cash, which may make it more likely that we could be required to borrow funds or take other action to satisfy the REIT distribution requirements for the taxable year in which such income is recognized, although the precise application of this rule is unclear at this time.

In addition, per the Tax Cuts and Jobs Act, the amount of business interest expense that we may deduct may be limited to the sum of 30% of our adjusted taxable income for the tax year and our business interest income for the tax year. Business interest expense generally is interest paid or accrued with respect to indebtedness allocable to a trade or business. It does not include investment interest. Adjusted taxable income generally means taxable income from trade or business activities before any deductions for interest, net operating losses, or the new deduction for pass-through business income provided for in the Tax Cuts and Jobs Act. In taxable years beginning before January 1, 2022, adjusted taxable income is also computed before deducting depreciation and amortization expense. Interest expense that is disallowed may be carried forward indefinitely. Businesses with average annual gross receipts of \$25 million or less (determined by taking into account businesses operated by certain affiliated entities) are exempt from this limitation. A real property trade or business may elect to not be subject to this limit. A real property trade or business is any real property development, redevelopment, construction, reconstruction, acquisition, conversion, rental, operation, management, leasing, or brokerage trade or business. An electing real property trade or business must use longer alternative depreciation system periods prospectively for all real estate, including real estate acquired prior to the election. We have not yet determined whether the new limitation will affect us or any of our subsidiaries, or whether we and our subsidiaries are eligible to make and will make this election. Once made, this election is irrevocable. Further, under the Tax Cuts and Jobs Act, for taxable years beginning after December 31, 2017, a company’s ability to deduct net operating losses is generally limited to 80% of taxable income (prior to the application of the dividends paid deduction), which may limit our ability or the ability of our subsidiaries to derive tax benefits in a later year from losses incurred and carried forward from a prior year. Additionally, the Tax Cuts and Jobs Act reduced individual taxpayers’ ability to deduct state and local taxes, including property taxes further limited their ability to deduct mortgage interest expense, such that interest is only deductible with respect to up to a total of \$750,000 of mortgages and the legislation does not permit deduction of interest on home equity loans (after grandfathering all existing mortgages). These changes may potentially (and negatively) affect the markets in which we may invest.

Stockholders are urged to consult with their tax advisors with respect to the Tax Cuts and Jobs Act and any other regulatory or administrative developments and proposals, including their potential impact on stockholders’ investment in our common shares.

Risks Related to ERISA

If our assets are deemed to be plan assets under ERISA, we, our Advisor and the fiduciaries of investing ERISA plans may be exposed to liabilities under Title I of ERISA and the Internal Revenue Code.

In some circumstances where an ERISA plan holds an interest in an entity, an undivided interest in the assets of the entity attributable to that interest are deemed to be ERISA plan assets unless an exception applies. This is known as the “look-through rule.” Under those circumstances, the obligations and other responsibilities of plan sponsors, plan fiduciaries and plan administrators, and of parties in interest and disqualified persons, under Title I of ERISA and Section 4975 of the Code, as applicable, may be applicable, and there may be liability under these and other provisions of ERISA and the Code. We believe that our assets should not be treated as plan assets because the shares should qualify as “publicly-offered securities” that are exempt from the look-through rules under applicable regulations of the U.S. Department of the Treasury, because we have 100 stockholders that are independent of us and one another. We note, however, that because certain limitations are imposed upon the transferability of shares so that we may qualify as a REIT, and perhaps for other reasons, it is possible that this exemption may not apply. If that is the case, and if our Advisor or we are exposed to liability under ERISA or the Code, our performance and results of operations could be adversely affected. In addition, if that were the case, an investment in our common shares might constitute an ineffective delegation of fiduciary responsibility to our Advisor, and expose the fiduciary of the benefit plan to co-fiduciary liability under ERISA for any breach by our Advisor of the fiduciary duties mandated under ERISA. If our Advisor or we are exposed to liability under ERISA or the Code, our performance and results of operations could be adversely affected. Prior to making an investment in us, potential investors should consult with their legal and other advisors concerning the impact of ERISA and the Code on such investors’ investment and our performance.

There are special considerations that apply to pension or profit sharing trusts or individual retirement accounts, or IRAs, investing in our common stock.

If a stockholder is investing the assets of an IRA, pension, profit sharing, 401(k), Keogh or other qualified retirement plan, they should satisfy themselves that:

- their investment is consistent with their fiduciary obligations under ERISA and the Code;
- their investment is made in accordance with the documents and instruments governing their plan or IRA, including their plan’s investment policy;
- their investment satisfies the prudence and diversification requirements of Sections 404(a)(1)(B) and 404(a)(1)(C) of ERISA;
- their investment will not impair the liquidity of the plan or IRA;
- their investment will not produce “unrelated business taxable income” for the plan or IRA;
- they will be able to value the assets of the plan annually in accordance with ERISA requirements; and
- their investment will not constitute a prohibited transaction under Section 406 of ERISA or Section 4975 of the Code.

Item 1B. Unresolved Staff Comments

Not applicable.

Item 2. Properties

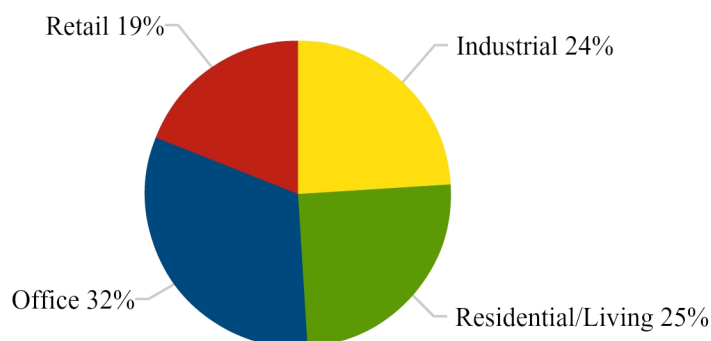
As of December 31, 2018, we owned ten real estate investments. The following table provides additional information regarding each of these properties, and is presented as of December 31, 2018.

Property ⁽¹⁾	Location	Investment Type	Date Acquired/ Net Purchase Price (in millions) ⁽²⁾	Estimated Going-in Capitalization Rate ⁽³⁾	Leasable Square Feet	Percent Leased
Bishop's Square	Dublin, Ireland	Office	3/2015; \$103.2	6.1%	167,027	82%
Domain Apartments ⁽⁴⁾	Las Vegas, Nevada	Residential/ Living	1/2016; \$58.1	5.5%	331,038	95%
Cottonwood Corporate Center	Salt Lake City, Utah	Office	7/2016; \$139.2	6.9%	485,261	99%
Goodyear Crossing II	Phoenix, Arizona	Industrial	8/2016; \$56.2	8.5%	820,384	100%
Rookwood	Cincinnati, Ohio	Retail	1/2017; \$193.7	6.0%	567,383	94%
Montrose Student Residences ⁽⁵⁾	Dublin, Ireland	Residential/ Living	3/2017; \$40.6	5.5%	53,835	100%
Queen's Court Student Residences ⁽⁶⁾	Reading, United Kingdom	Residential/ Living	10/2017; \$65.3	6.2%	79,115	90%
Venue Museum District ⁽⁷⁾	Houston, Texas	Residential/ Living	9/2018; \$72.9	3.9%	294,964	92%
Fresh Park Venlo	Venlo, Netherlands	Industrial	10/2018; \$136.3	6.7%	2,863,589	92%
Maintal Logistics	Frankfurt, Germany	Industrial	12/2018; \$43.8	5.7%	386,176	96%
Total for All Investments					6,048,772	94%

- (1) On December 31, 2018, we effectively owned a 99.95% interest in the ten properties acquired prior to December 31, 2018 through our ownership interest in the Operating Partnership as its sole general partner. Hines Global REIT II Associates Limited Partnership ("HALP II"), an affiliate of Hines, owned the remaining 0.05% interest in the Operating Partnership.
- (2) For acquisitions denominated in a foreign currency, amounts have been translated to U.S. dollars at a rate based on the exchange rate in effect on the acquisition date. Additionally, these net purchase price amounts exclude any acquisition costs which may have been incurred related to each acquisition. Upon our adoption of Accounting Standards Update 2017-01 in 2018, we capitalized acquisition-related costs for our property acquisitions. See Note 2 — Summary of Significant Accounting Policies more information.
- (3) The estimated going-in capitalization rate is determined as of the date of acquisition by dividing the projected property revenues in excess of expenses for the first fiscal year by the net purchase price (excluding closing costs and taxes). Property revenues in excess of expenses includes all projected operating revenues (rental income, tenant reimbursements, parking and any other property-related income) less all projected operating expenses (property operating and maintenance expenses, property taxes, insurance and property management fees). The projected property revenues in excess of expenses includes assumptions which may not be indicative of the actual future performance of the property, including the assumption that the tenants will perform under their lease agreements during the 12 months following our acquisition of the properties and assumptions concerning estimates of timing and rental rates related to re-leasing vacant space.
- (4) The Domain Apartments consist of 308 units with an average effective monthly rental rate of \$1,190 per unit as of December 31, 2018.
- (5) The Montrose Student Residences consists of 210 beds with an average effective weekly rental rate of €294 (approximately \$336 assuming a rate of \$1.14 per EUR as of December 31, 2018) per bed.
- (6) The Queen's Court Student Residences consists of 395 beds with an average effective weekly rental rate of £201 (approximately \$256 assuming a rate of \$1.27 per GBP as of December 31, 2018) per bed.
- (7) Venue Museum District consists of 224 units with an average effective monthly rental rate of \$2,794 per unit as of December 31, 2018.

Investment Type

Our portfolio is comprised of investments in a variety of real estate asset classes, including retail, office, industrial, and residential/living which includes multi-family and student housing properties. The following chart depicts the percentage of our portfolio's investment types based on the estimated value of each real estate investment as of December 31, 2018 (the "Estimated Values"), which are consistent with the values used to determine our NAV per share as of that date.



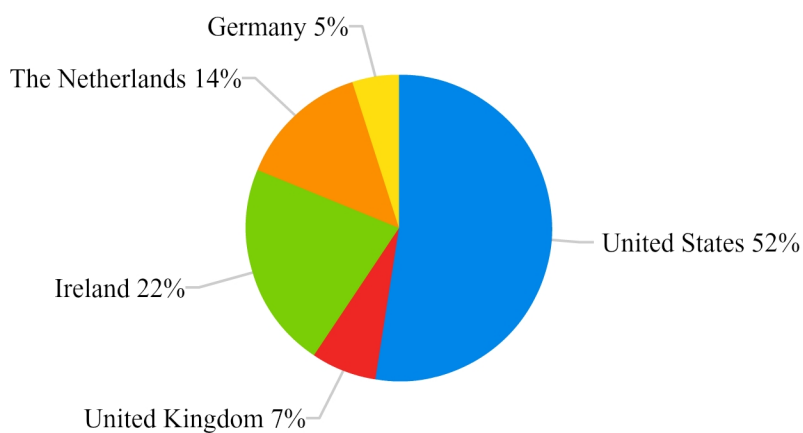
Lease Expirations

The following table lists the scheduled lease expirations and related expiring base rents of our commercial properties for each of the years ending December 31, 2019 through December 31, 2028 and the period thereafter for the six commercial properties in which we owned an interest as of December 31, 2018. It does not include the effect of our residential/living properties. The table also shows the approximate leasable square feet represented by the applicable lease expirations.

Year	Number of Leases	Leasable Area		Annual Base Rental Income of Expiring Leases (in thousands)	Percent of Total Annual Base Rental Income
		Approximate Square Feet	Percent of Total Leasable Area		
Vacant	—	311,857	5.9%	\$ —	—%
2019	31	673,892	12.7%	\$ 4,793	9.0%
2020	33	1,123,639	21.2%	\$ 8,342	15.6%
2021	20	672,078	12.7%	\$ 10,474	19.6%
2022	14	104,693	2.0%	\$ 2,368	4.4%
2023	17	167,520	3.2%	\$ 3,008	5.6%
2024	12	166,213	3.1%	\$ 3,932	7.3%
2025	8	900,334	17.0%	\$ 4,106	7.7%
2026	6	311,986	5.9%	\$ 2,911	5.4%
2027	1	2,270	—%	\$ 80	0.1%
2028	6	408,113	7.7%	\$ 8,800	16.4%
Thereafter	10	456,306	8.6%	\$ 4,744	8.9%

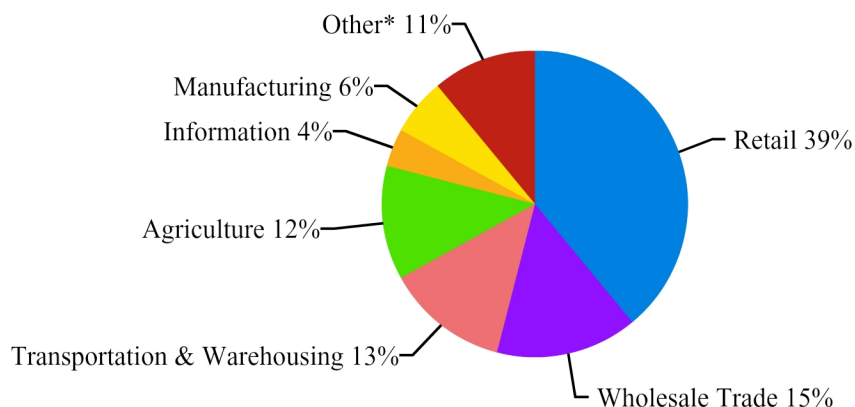
Market Concentration

The following charts depict the location of our real estate investments as of December 31, 2018. Approximately 53% of our portfolio is located throughout the United States and approximately 47% is located internationally (based on our pro rata share of the Estimated Value of each of the real estate investments).



Industry Concentration

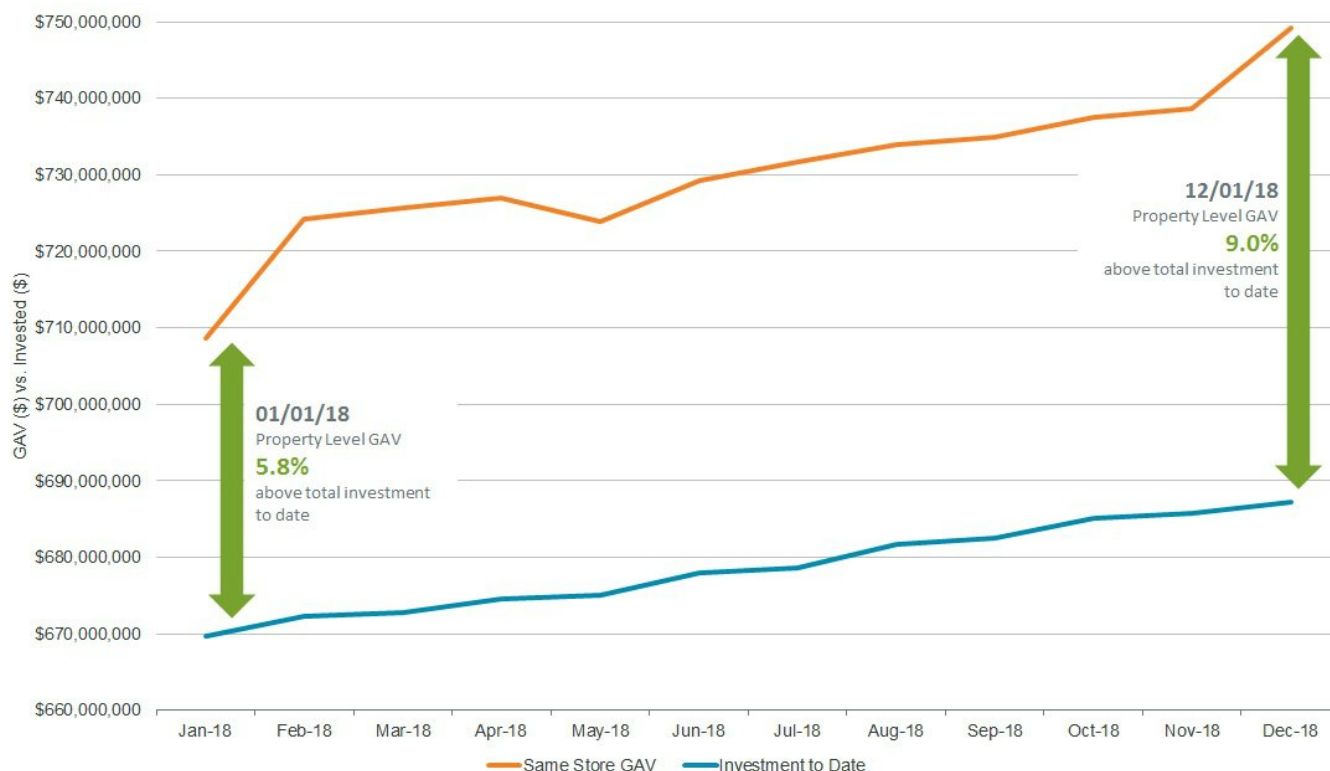
The following table provides a summary of the industry concentration of the tenants in our six commercial properties based on their leased square footage as of December 31, 2018:



* Other is made up of industries which individually comprise less than 3% of our portfolio and includes: Finance and Insurance, Accounting, Administrative and Support Services, Oil and Gas, Construction, Hospitality, Government, Real Estate, Other Professional Services, and Other Services.

Same-Store Gross Asset Value vs Investment to Date

The following chart summarizes changes in the cost of our properties that were owned throughout all of 2018 compared to their valuations. As indicated by the chart, the valuations of such properties exceeded their cost by 5.8% as of January 2018 and 9.0% as of December 2018.



Item 3. *Legal Proceedings*

From time to time in the ordinary course of business, we or our subsidiaries may become subject to legal proceedings, claims or disputes. As of March 29, 2019, neither we nor any of our subsidiaries were a party to any material pending legal proceedings.

Item 4. *Mine Safety Disclosures*

Not applicable.

PART II

Item 5. *Market for Registrant’s Common Equity, Related Stockholder Matters and Issuer Purchases of Equity Securities*

Market Information

The table below discloses each class of shares of our common stock outstanding as of December 31, 2018, which were in the aggregate held by a total of 9,895 stockholders. The number of stockholders is based on the records of our registrar and transfer agent. There is no established public trading market for our common stock. Therefore, there is a risk that a stockholder may not be able to sell our stock at a time or price acceptable to the stockholder.

	Class T	Class S	Class D	Class I	Class AX	Class TX	Class IX	Class JX
Shares outstanding	2,858	—	1,479	59	19,123	19,969	96	—

To assist the Financial Industry Regulatory Authority (“FINRA”) members and their associated persons that participate in our public offerings in their effort to comply with National Association of Securities Dealers (“NASD”) Rule 2340, we disclose in each Annual Report on Form 10-K a per share estimated value of the shares, the method by which it was developed and the date of the data used to develop the estimated value. In addition, we prepare annual statements of estimated share values to assist fiduciaries of retirement plans subject to the annual reporting requirements of ERISA in the preparation of their reports relating to an investment in our shares and such statements should not be used for any other purpose. On January 16, 2019, we announced a new net asset value (“NAV”) per share of our common stock of \$10.10 as of December 31, 2018. The NAV was determined by us and our Advisor and was approved by our valuation committee and the board of directors. The new NAV per share was determined in accordance with our valuation policy in effect prior to the Restructuring and utilizing guidelines established by the Investment Program Association Practice Guideline 2013-01 — “Valuation of Publicly Registered, Non-Listed REITs” issued on April 29, 2013.

We are offering the shares related to our Follow-On Offering (“Follow-On Offering Shares”) at the “transaction price,” plus applicable upfront selling commissions and dealer manager fees. The “transaction price” generally will be equal to the most recently determined NAV per share as of the end of the prior month. We began determining an NAV per share on a monthly basis as of the end of January 2018. However, we may offer shares at a price that we believe reflects the NAV per share of such stock more appropriately than the prior month’s NAV per share, including by updating a previously disclosed transaction price, in cases where we believe there has been a material change (positive or negative) to our NAV per share since the end of the prior month. Subsequent to December 31, 2018, we have determined NAVs per share as of January 31, 2019 and February 28, 2019 of \$10.11 per share and \$10.11 per share, respectively. These NAVs per share as of January 31, 2019 and February 28, 2019 were determined in accordance with our valuation policy adopted in connection with the Restructuring and utilizing guidelines established by the Investment Program Association Practice Guideline 2013-01 — “Valuation of Publicly Registered, Non-Listed REITs” issued on April 29, 2013. See Item 7. “Management’s Discussion and Analysis of Financial Condition and Results of Operations — NAV History” for additional information regarding changes in our NAV.

For additional information regarding the valuation methodologies and assumptions used to determine our NAV as of December 31, 2018 and January 31, 2019, please refer to our Current Reports on Form 8-K filed on January 16, 2019 and February 14, 2019, respectively, with the SEC. The below information describes the valuation methodologies, assumptions and limitations used in determining our most recent NAV as of February 28, 2019. We cannot assure you that this NAV per share, or the method used to establish it, complies with the ERISA or IRS requirements.

Our board of directors has appointed a valuation committee comprised of independent directors, which we refer to herein as the valuation committee, to be responsible for the oversight of the valuation process. The valuation committee has adopted a valuation policy, as approved by our board of directors, and as amended from time to time, that contains a comprehensive set of methodologies to be used in connection with the calculation of our NAV. Our most recent NAV per share for each share class, which is updated as of the last calendar day of each month, is posted on our website at www.hinessecurities.com/current-offerings/hgit and is also available on our toll-free information line at (888) 220-6121. See our Valuation Policy and Procedures incorporated by reference into this Annual Report on Form 10-K for a more detailed description of our valuation procedures, including important disclosure regarding interim real property valuations provided by our Advisor and reviewed by Altus Group U.S., Inc., or Altus. Altus is the independent valuation firm we have engaged to assist in the determination of our NAV per share and to provide us with a conclusion with respect to the reasonableness of our NAV per share for each class of shares of our common stock. All parties engaged by us in the calculation of our NAV, including the Advisor, are subject to the oversight of our valuation committee. Generally, all of our real properties are appraised once each calendar year by third party

appraisal firms in accordance with our valuation guidelines and such appraisals are reviewed by Altus. Altus concluded that the new NAV per share of our common stock as of February 28, 2019 set forth below is reasonable.

The table below sets forth the calculation of our NAV per share of each class of shares of our common stock as of February 28, 2019 and January 31, 2019 (the NAV per share is the same for each class of shares of our common stock):

	February 28, 2019		January 31, 2019	
	Gross Amount (in thousands)	Per Share	Gross Amount (in thousands)	Per Share
Real estate investments	\$ 1,012,713	\$ 21.63	\$ 1,011,128	\$ 22.48
Other assets	54,061	1.15	56,743	1.26
Debt obligations, other liabilities and noncontrolling interests	(593,407)	(12.67)	(613,116)	(13.63)
NAV	\$ 473,367	\$ 10.11	\$ 454,755	\$ 10.11
Shares outstanding	46,838		44,973	

The valuations of our real properties as of February 28, 2019 were reviewed by Altus in accordance with our valuation procedures. Certain key assumptions that were used in the discounted cash flow analysis, which were determined by our Advisor and reviewed by Altus, are set forth in the following table based on weighted-averages by property type.

	Office	Industrial	Retail	Multi-Family	Weighted-Average Basis
Exit capitalization rate	5.95%	5.50%	6.50%	5.92%	6.04%
Discount rate / internal rate of return ("IRR")	6.92%	7.07%	6.37%	7.76%	7.00%
Average holding period (years)	8.6	7.0	10.0	10.0	9.2

A change in the rates used would impact the calculation of the value of our real properties. For example, assuming all other factors remain constant, the changes listed below would result in the following effects on the value of our real properties:

Input	Hypothetical Change	Office	Industrial	Retail	Multi-Family	Weighted-Average Values
Exit capitalization rate (weighted-average)	0.25% decrease	3.17%	3.73%	2.32%	2.29%	2.79%
	0.25% increase	(2.90)%	(3.40)%	(2.15)%	(2.14)%	(2.58)%
Discount rate (weighted-average)	0.25% decrease	1.74%	1.43%	1.89%	2.87%	2.02%
	0.25% increase	(1.70)%	(1.40)%	(1.85)%	(2.86)%	(1.99)%

Limitations of NAV Per Share

As with any valuation methodology, the methodology used to determine the NAV per share was based upon a number of assumptions, estimates and judgments that may not be accurate or complete. Further, different parties using different property-specific and general real estate and capital market assumptions, estimates, judgments and standards could derive an estimated NAV per share that could be significantly different from the NAV per share. The NAV per share is not intended to represent the fair value of our assets less liabilities in accordance with U.S. generally accepted accounting principles, and such estimated NAV per share is not a representation, warranty or guarantee that (i) a stockholder would be able to realize the NAV per share if such stockholder attempts to sell his or her shares; (ii) a stockholder would ultimately realize distributions per share equal to the NAV per share upon our liquidation or sale; (iii) shares of our common stock would trade at the NAV per share on a national securities exchange; (iv) a third party would offer the NAV per share in an arm's-length transaction to purchase all or substantially all of our shares of common stock; or (v) the methodologies used to determine the NAV per share would be acceptable to FINRA. In addition, we can make no claim as to whether the NAV per share will or will not satisfy the applicable annual valuation requirements under ERISA and the Code with respect to employee benefit plans subject to ERISA and other retirement plans or accounts subject to Section 4975 of the Code that are investing in shares of our common stock.

Further, the NAV per share was calculated as of a moment in time, and, although the value of shares of our common stock will fluctuate over time as a result of, among other things, developments related to individual assets, changes in the real estate and capital markets, acquisitions or dispositions of assets, the distribution of proceeds from the sale of real estate to our stockholders and changes in corporate policies such as our distribution level relative to earnings, we do not expect to update the NAV per share more regular than on a monthly basis. As a result, stockholders should not rely on the NAV per share as an accurate measure of the then-current value of shares of our common stock in making a decision to buy or sell shares of our common stock, including whether to invest in the offering, whether to reinvest distributions by participating in our distribution reinvestment plan and whether to request redemption under our share redemption program.

Prior Engagement of Independent Valuation Firms

Altus and/or certain other independent third-party appraisers have provided, and are expected to continue to provide, real estate appraisal, appraisal management and real estate valuation advisory services to us and our affiliates and have received, and are expected to continue to receive, fees in connection with such services. Altus and certain of the independent third-party appraisers and their respective affiliates may from time to time in the future perform other commercial real estate and financial advisory services for us and our affiliates, or in transactions related to the properties that are the subjects of the valuations being performed for us, or otherwise, so long as such other services do not adversely affect the independence of Altus or the applicable appraiser as certified in the applicable appraisal report.

Distributions

With the authorization of the Company's board of directors, the Company declared distributions monthly from January 2018 through December 31, 2018 at a gross distribution rate of \$0.05083 per month, and from January 2019 through March 31, 2019 at a gross distribution rate of \$0.05208 per month, for each share class, less any applicable distribution and stockholder servicing fees. Distributions will be made on all classes of the Company's common stock at the same time. All distributions were paid in cash or reinvested in shares of the Company's common stock for those participating in the Company's distribution reinvestment plan and have been paid or issued, respectively, on the first business day following the completion of the month to which they relate. Distributions reinvested pursuant to the Company's distribution reinvestment plan were reinvested in shares of the same class as the shares on which the distributions were made. Some or all of the cash distributions may be paid from sources other than cash flows from operations.

The table below outlines the net cash distributions declared for each class of shares for the years ended December 31, 2018, 2017 and 2016. The net distributions presented below are representative of the gross distribution rate declared by our board of directors less any applicable ongoing distribution and stockholder servicing fees. See Item 7. "Management's Discussion and Analysis of Financial Condition and Results of Operations — Distribution History" for additional information regarding our distributions.

	Year Ended December 31,		
	2018	2017	2016
Distributions declared per Class AX share, net	\$ 0.61	\$ 0.60	\$ 0.58
Distributions declared per Class TX share, net	\$ 0.51	\$ 0.50	\$ 0.49
Distributions declared per Class IX share, net	\$ 0.59	\$ 0.39 ⁽¹⁾	\$ —
Distributions declared per Class T share, net	\$ 0.51	\$ —	\$ —
Distributions declared per Class S share, net	\$ 0.51	\$ —	\$ —
Distributions declared per Class D share, net	\$ 0.59	\$ —	\$ —
Distributions declared per Class I share, net	\$ 0.61	\$ —	\$ —

- (1) For the period from May 1, 2017 (the date the first distribution related to Class IX shares was declared) through December 31, 2017.

We have not generated and we may continue to be unable to generate sufficient cash flows from operations to fully fund distributions paid. Therefore, some or all of our distributions have been and may continue to be paid and during the offering phase, are likely to be paid at least partially from other sources, such as proceeds from the sales of assets, proceeds from our debt financings, proceeds from our public offerings, cash advances by our Advisor and/or cash resulting from a waiver or deferral of fees. We have not placed a cap on the amount of distributions that may be paid from any of these sources. For example, we funded 32%, 56% and 60% of total distributions for the years ended December 31, 2018, 2017 and 2016,

respectively, with cash flows from other sources such as cash flows from investing activities, which may include proceeds from the sale of real estate and/or cash flows from financing activities, which may include offering proceeds.

The following table outlines our total cash distributions declared to stockholders for each of the quarters during the years ended December 31, 2018 and 2017, including the breakout between the distributions declared in cash and those reinvested pursuant to our distribution reinvestment plan (in thousands).

Distributions for the three months ended	Stockholders		
	Cash Distributions	Distributions Reinvested	Total Declared
2018			
December 31, 2018	\$ 2,765	\$ 3,168	\$ 5,933
September 30, 2018	2,617	3,034	5,651
June 30, 2018	2,554	2,974	5,528
March 31, 2018	2,544	2,970	5,514
Total	<u>\$ 10,480</u>	<u>\$ 12,146</u>	<u>\$ 22,626</u>
2017			
December 31, 2017	\$ 2,636	\$ 3,005	\$ 5,641
September 30, 2017	2,532	2,901	5,433
June 30, 2017	2,225	2,565	4,790
March 31, 2017	1,833	2,076	3,909
Total	<u>\$ 9,226</u>	<u>\$ 10,547</u>	<u>\$ 19,773</u>

Generally, distributions to stockholders are characterized for federal income tax purposes as ordinary income, capital gains, non-taxable return of capital or a combination of the three. Distributions that exceed our current and accumulated earnings and profits (calculated for tax purposes) constitute a return of capital for tax purposes rather than a distribution and reduce the stockholders' basis in our common shares. To the extent that a distribution exceeds both current and accumulated earnings and profits and the stockholders' basis in the common shares, it will generally be treated as a capital gain. We annually notify stockholders of the taxability of distributions paid during the preceding year.

For the years ended December 31, 2018 and 2017, respectively, approximately 22% and 59% of the distributions paid were taxable as ordinary income and approximately 36% and 41% were treated as a return of capital for federal income tax purposes. The remaining amounts in each period were treated as capital gains. The amount of distributions paid and taxable portion are not indicative or predictive of amounts anticipated in future periods.

Recent Sales of Unregistered Securities

On September 20, 2018, 504,541 restricted common shares were granted to each of our independent directors, Messrs. Humberto "Burt" Cabañas, Dougal A. Cameron, and John O. Niemann, Jr. Such restricted shares were granted pursuant to Restricted Share Award Agreements between us and each of our independent directors, as part of the independent directors' annual compensation for service on our board of directors and without registration under the Securities Act of 1933, as amended (the "Securities Act"), in reliance upon the exemption from registration contained in Section 4(a)(2) of the Securities Act.

Share Redemption Program

In November 2018, our board of directors approved and adopted an amended and restated share redemption program (the “Amended SRP”). The Amended SRP replaced our previous share redemption programs, effective as of November 30, 2018.

The Amended SRP may give our stockholders the potential benefit of limited liquidity by allowing stockholders who have purchased shares from us or received their shares through a non-cash transaction, not in the secondary market, to present for repurchase to us all or a portion of those shares, subject to certain limitations and restrictions.

Shares redeemed under the Amended SRP will be redeemed at a price equal to the transaction price, which generally will be equal to the most recently determined NAV per share applicable to the class of shares being redeemed and most recently disclosed by us in a public filing with the SEC (subject to the 5% holding discount described below). Under the Amended SRP, we may redeem during any calendar month common shares (including IPO Shares) whose aggregate value (based on the transaction price per share in effect when the redemption is effected) is 2% of our aggregate NAV as of the last calendar day of the previous month and during any calendar quarter whose aggregate value (based on the transaction price per share in effect when the redemption is effected) is up to 5% of our aggregate NAV as of the last calendar day of the prior calendar quarter. During a given quarter, if in each of the first two months of such quarter the 2% redemption limit is reached and stockholders’ redemptions are reduced pro rata for such months, then in the third and final month of that quarter, the applicable limit for such month will likely be less than 2% of our aggregate NAV as of the last calendar day of the previous month because the redemptions for that month, combined with the redemptions in the previous two months, cannot exceed 5% of our aggregate NAV as of the last calendar day of the prior calendar quarter.

There is no minimum holding period for your shares and you can request that we redeem your shares at any time. However, shares that have not been outstanding for at least one year will be redeemed at 95% of the transaction price (the “5% holding discount”) that would otherwise apply; provided, that, the period that a share was held prior to being converted into a share of another class pursuant to our charter will count toward the total hold period for such share, as converted. Upon request, we may waive the 5% holding discount in the case of death or disability of a stockholder. The 5% holding discount also will be waived with respect to shares issued pursuant to our distribution reinvestment plan and any shares that we issue as stock dividends.

Unless our board of directors determines otherwise, we intend to fund redemptions pursuant to our share redemption program from any available cash sources at our disposal, including available cash, cash flow from operations, the sale of real estate-related securities and other assets, borrowings or offering proceeds, without any limitation on the amounts we may pay from such sources. If during any consecutive 24-month period, we do not have at least one month in which we fully satisfy 100% of properly submitted redemption requests or accept all properly submitted tenders in a self-tender offer for our shares, we will not make any new investments (excluding short-term cash management investments under 30 days in duration) and we will use all available investable assets to satisfy redemption requests (subject to the limitations under this program) until all outstanding redemption requests, or “Unfulfilled Redemptions,” have been satisfied. For purposes of this policy, investable assets include net proceeds from new subscription agreements, unrestricted cash, working capital, proceeds from marketable securities, proceeds from our distribution reinvestment plan, and net operating cash flows. Notwithstanding this policy, investable assets may be used at any time to fund any of our operating cash needs (as well as to establish reserves to meet such needs), including, without limitation, the following: property operating expenses, taxes and insurance, debt service and repayment or refinancing of debt, debt financing expenses, funding commitments related to real estate, including without limitation, commitments to acquire new real estate investments (provided such commitments were made at least twelve (12) months prior to the end of such 24-consecutive-month period), obligations imposed by law, courts, or arbitration, necessary capital improvements, lease-related expenditures, customary general and administrative expenses, asset management fees and other fees payable to our Advisor as described in the prospectus, or shareholder distributions. Our Advisor also will defer payment of the performance participation allocation until all Unfulfilled Redemptions are satisfied. Furthermore, our board of directors and management will consider additional ways to improve shareholder liquidity through our share redemption program or otherwise. Exceptions to the limitations of this paragraph may be made to complete like-kind exchanges under Section 1031 of the Code necessary to avoid adverse tax consequences, or to take actions necessary to maintain our qualification as a REIT under the Code.

Our board of directors has complete discretion to determine whether all available cash sources at our disposal will be applied to redemptions pursuant to the program, whether such funds are needed for other purposes or whether additional funds from other sources may be used for redemptions pursuant to the program.

If redemption requests, in the business judgment of our board of directors, place an undue burden on our liquidity, adversely affect our operations or risk having an adverse impact on stockholders whose shares are not redeemed, then our board

of directors may terminate, suspend or amend the share redemption program at any time without stockholder approval, if it deems such action to be in the best interest of our stockholders. Further, our share redemption program will be terminated in the event that our shares ever become listed on a national securities exchange or in the event a secondary market for our common shares develops. In addition, our board of directors may determine to suspend the share redemption program due to regulatory changes, changes in law or if our board of directors becomes aware of undisclosed material information that it believes should be publicly disclosed before shares are redeemed. Material modifications, including any reduction to the monthly or quarterly limitations on redemptions, and suspensions of the program will be promptly disclosed to stockholders in a prospectus supplement (or post-effective amendment if required by the Securities Act) or current report on Form 8-K filed with the SEC. Any material modifications will also be disclosed on our website.

Any new transaction price may be higher or lower than the most recently disclosed transaction price. The transaction price is not a representation, warranty or guarantee that (i) a stockholder would be able to realize such per share amount if such stockholder attempts to sell his or her shares; (ii) a stockholder would ultimately realize distributions per share equal to such per share amount upon our liquidation or sale; (iii) shares of our common stock would trade at such per share amount on a national securities exchange; or (iv) a third party would offer such per share amount in an arm's-length transaction to purchase all or substantially all of our shares of common stock.

Issuer Redemptions of Equity Securities

The following table lists shares we redeemed under our share redemption program during the quarter ended December 31, 2018, including the average price paid per share, which represents all of the share repurchase requests received for the same period.

Period	Total Number of Shares Redeemed	Average Price Paid Per Share	Total Number of Shares Purchased as Part of Publicly Announced Plans of Programs	Maximum Number of Shares that May Yet be Redeemed Under the Plans or Programs⁽¹⁾
October 1, 2018 to October 31, 2018	137,231	\$ 9.91	137,231	686,858
November 1, 2018 to November 30, 2018	132,338	\$ 9.94	132,338	703,619
December 1, 2018 to December 31, 2018	136,777	\$ 9.94	136,777	850,877
Total	406,346		406,346	

- (1) Amount provided represents the 2% Monthly Limitation which can be further limited by the 5% Quarterly Limitation. See the description of the Amended SRP above for a description of the limitations on the number of shares that may be redeemed pursuant to the Amended SRP.

Item 6. Selected Financial Data

The following selected consolidated financial data is qualified by reference to and should be read in conjunction with our consolidated financial statements and Notes thereto and “Item 7. Management’s Discussion and Analysis of Financial Condition and Results of Operations” below.

We owned ten properties that were 94% leased as of December 31, 2018 compared to eight properties that were 97% leased as of December 31, 2017 and five properties that were 97% leased as of December 31, 2016. Because we are currently in the acquisition phase of our life cycle, changes in our results of operations related to our properties are primarily due to the acquisition of properties.

	2018	2017	2016	2015	2014
	(in thousands, except per share amounts)				
Operating Data:					
Total revenues	\$ 69,069	\$ 59,724	\$ 24,349	\$ 9,410	\$ 94
Total expenses	\$ 70,931	\$ 67,745	\$ 32,595	\$ 13,655	\$ 1,402
Gain on sale of real estate	\$ 14,491	\$ —	\$ —	\$ —	\$ —
Interest expense	\$ 12,649	\$ 9,453	\$ 3,154	\$ 1,345	\$ 20
Net income (loss)	\$ (879)	\$ (17,186)	\$ (11,341)	\$ (5,638)	\$ (1,328)
Net (income) loss attributable to noncontrolling interests	\$ (13)	\$ (12)	\$ (12)	\$ (12)	\$ 187
Net income (loss) attributable to common stockholders	\$ (892)	\$ (17,198)	\$ (11,353)	\$ (5,650)	\$ (1,141)
Basic and diluted income (loss) per common share	\$ (0.02)	\$ (0.48)	\$ (0.62)	\$ (1.06)	\$ (14.63)
Distributions declared per Class AX share, net	\$ 0.61	\$ 0.60	\$ 0.58	\$ 0.57	\$ 0.15
Distributions declared per Class TX share, net	\$ 0.51	\$ 0.50	\$ 0.49	\$ 0.17	\$ —
Distributions declared per Class IX share, net	\$ 0.59	\$ 0.39	\$ —	\$ —	\$ —
Distributions declared per Class T share, net	\$ 0.51	\$ —	\$ —	\$ —	\$ —
Distributions declared per Class S share, net	\$ 0.51	\$ —	\$ —	\$ —	\$ —
Distributions declared per Class D share, net	\$ 0.59	\$ —	\$ —	\$ —	\$ —
Distributions declared per Class I share, net	\$ 0.61	\$ —	\$ —	\$ —	\$ —
Weighted average common shares outstanding - basic and diluted	40,468	35,808	18,191	5,308	78
Balance Sheet Data:					
Total investment property	\$ 787,189	\$ 572,833	\$ 283,875	\$ 72,426	\$ 21,355
Cash and cash equivalents	\$ 27,138	\$ 18,170	\$ 98,137	\$ 17,224	\$ 2,727
Total assets	\$ 948,829	\$ 709,017	\$ 470,345	\$ 49,054	\$ 28,551
Long-term obligations	\$ 504,772 ⁽¹⁾	\$ 379,629 ⁽¹⁾	\$ 258,451 ⁽²⁾	\$ 59,700 ⁽²⁾	\$ 24,200 ⁽²⁾

(1) Includes notes payable, organization and offering costs reimbursable to our Advisor, and the distribution and stockholder servicing fees payable to our Dealer Manager with respect to certain share classes.

(2) Includes notes payable, inclusive of the related party obligation for repayment of the Hines Credit Facility, and the distribution and stockholder servicing fees payable to our Dealer Manager with respect to certain share classes.

Item 7. Management's Discussion and Analysis of Financial Condition and Results of Operations

You should read the following discussion and analysis together with our consolidated financial statements and notes thereto included in this Annual Report on Form 10-K. The following information contains forward-looking statements, which are subject to risks and uncertainties. Should one or more of these risks or uncertainties materialize, actual results may differ materially from those expressed or implied by the forward-looking statements. Please see "Special Note Regarding Forward-Looking Statements" above for a description of these risks and uncertainties.

Executive Summary

Hines Global Income Trust, Inc. ("Hines Global"), formerly known as Hines Global REIT II, Inc., was formed as a Maryland corporation on July 31, 2013, for the purpose of investing in a diversified portfolio of quality commercial real estate properties and other real estate investments located throughout the United States and internationally. Hines Global is sponsored by Hines Interests Limited Partnership ("Hines"), a fully integrated global real estate investment and management firm that has acquired, developed, owned, operated and sold real estate for over 60 years.

We raise capital for our investments through public offerings of our common stock. We commenced our initial public offering of up to \$2.5 billion in shares of our common stock (the "Initial Offering") in August 2014. On September 30, 2017, we suspended the sale of shares in the primary portion of the Initial Offering, while continuing to offer up to \$150.0 million of common stock pursuant to our distribution reinvestment plan.

As a result of the changing landscape in the non-traded REIT industry, on December 6, 2017 we commenced a second public offering of up to \$2.5 billion in shares of common stock including \$500,000,000 of shares offered under our distribution reinvestment plan (the "Follow-on Offering") and changed our name from Hines Global REIT II, Inc. to Hines Global Income Trust, Inc. Our Follow-on Offering reflects a restructuring (the "Restructuring") that our board of directors believes is in the best interests of our stockholders. Pursuant to the Restructuring, among other things:

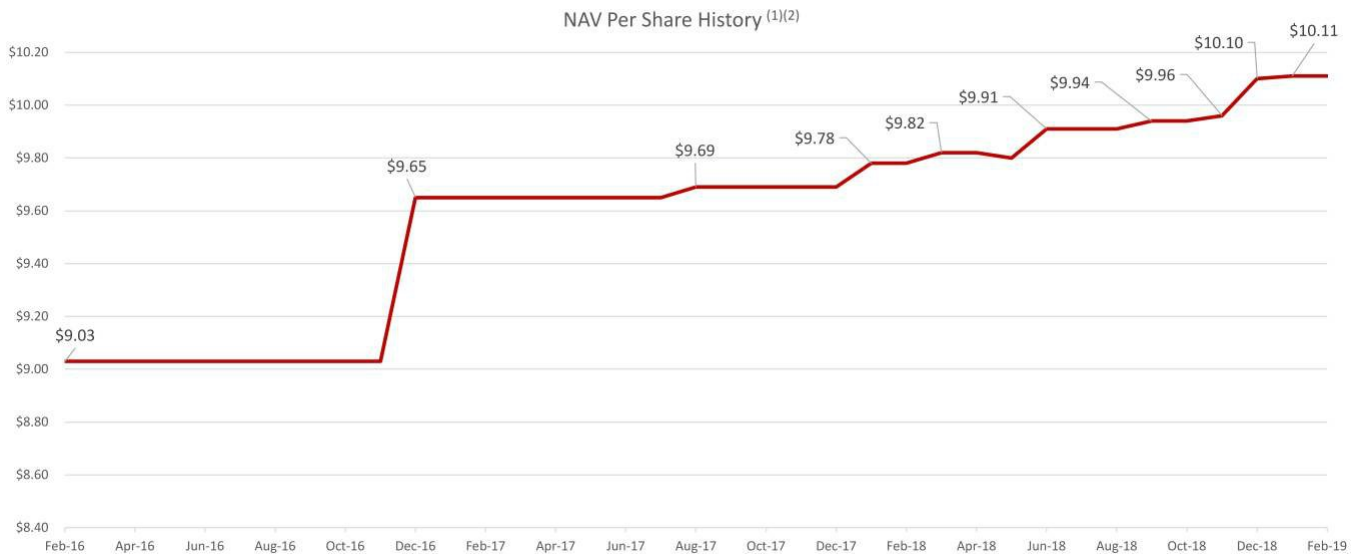
- we began operating as a non-exchange traded REIT with no targeted liquidity window;
- we reduced broker dealer fees payable to the dealer manager and expenses in connection with our public offerings;
- we restructured the fees we pay to the Advisor, including the elimination of acquisition fees and disposition fees;
- a cap was placed on the monthly asset management fee payable to our Advisor equal to 1/12th of 1.25% of NAV as of the end of each month;
- we implemented a performance participation allocation payable to our Advisor to better align our Advisor's interest with our overall financial performance (see Note 8 — Related Party Transactions for a description of this performance based allocation);
- we changed the frequency with which we calculate the NAV per share from quarterly to monthly; and
- we amended our share redemption program applicable to Class IX shares and Class JX shares in order to make it applicable to all classes of shares, which enhances liquidity for current Class AX and Class TX stockholders and creates a larger liquidity pool which is equivalent to 20% of the Company's aggregate NAV (subject to additional limitations described in Item 5) to benefit all stockholders.

As of March 29, 2019, we had received gross offering proceeds of \$525.1 million from the sale of 53.1 million shares, including shares issued pursuant to our distribution reinvestment plan. We issue shares, including IPO Shares, pursuant to our distribution reinvestment plan at a price equal to the transaction price applicable to the class of shares being acquired at the time the distribution is reinvested.

We intend to meet our primary investment objectives by investing in a portfolio of quality commercial real estate properties and other real estate investments that relate to properties that are generally diversified by property type, geographic area, lease expirations and tenant industries. As of December 31, 2018, we owned interests in ten real estate investments consisting of 6.0 million square feet of leasable space that were 94% leased. See "Item 2. Properties" for additional information regarding our real estate investments.

NAV History

We began determining a net asset value (“NAV”) per share on a monthly basis in January 2018. Since that time, our NAV per share has increased from \$9.78 as of January 31, 2018 to \$10.11 as of February 28, 2019 as illustrated in the chart below. Set forth below is additional historical information regarding our NAV per share since February 29, 2016 (the date as of which our board of directors first determined an NAV per share).



1. Please see Item 5 — Market for Registrant’s Common Equity, Related Stockholder Matters and Issuer Purchases of Equity Securities as well as our Current Reports on Form 8-K for additional information concerning the methodology used to determine, and the limitations of, the NAV per share.
2. Our board of directors determined an NAV per share of \$9.03 as of February 29, 2016. Prior to that time, \$8.92 was considered to be the “net investment value” of our shares, which was equal to the offering price per share of \$10.00 in effect at that time, as arbitrarily determined by our board of directors, net of the applicable selling commissions, dealer manager fees and issuer costs.

Distribution History

As described elsewhere in this Annual Report on Form 10-K, we declare distributions monthly with the authorization of our board of directors. Set forth below is information regarding our historical gross annualized distribution rates, excluding any applicable distribution and stockholder servicing fees, since October 1, 2014 (the date our board first authorized distributions to be declared). As illustrated in the chart below, we maintained our gross annualized distribution rate of \$0.61 per share throughout the year ended December 31, 2018 and increased it to an annualized rate of \$0.625 per share beginning in January 2019.



1. With the authorization of our board of directors, we declared distributions as of daily record dates and paid them on a monthly basis through December 31, 2017. Beginning in January 2018, we began declaring, and intend to continue to declare, distributions as of monthly record dates and pay them on a monthly basis.
2. We have not generated and we may continue to be unable to generate sufficient cash flows from operations to fully fund distributions. Therefore, some or all of our distributions have been and may continue to be paid, and during the offering phase, are likely to be paid at least partially from other sources, such as proceeds from the sales of assets, proceeds from our debt financings, proceeds from our public offerings, cash advances by our Advisor and/or cash resulting from a waiver or deferral of fees. See “— Financial Condition, Liquidity and Capital Resources” for additional information concerning our distributions.

Performance Summary of Share Classes

The table below discloses the total returns for the classes of shares that are no longer available for investment in our current public offering. The total returns shown reflect the percent change in the NAV per share from the beginning of the applicable period, plus the amount of any distribution per share declared during the period. The total returns shown are calculated assuming reinvestment of distributions pursuant to our DRP, are derived from unaudited financial information, and are net of all Hines expenses, including general and administrative expenses, transaction related expenses, management fees, the performance participation allocation, and share class specific fees, but exclude the impact of early redemption deductions on the redemption of shares that have been outstanding for less than one year. The inception dates for the Class AX Shares, Class TX Shares, and Class IX Shares are October 1, 2014, September 1, 2015, and May 1, 2017, respectively. The returns have been prepared using unaudited data and valuations of the underlying investments in our portfolio, which are estimates of fair value and form the basis for our NAV per share. Valuations based upon unaudited reports from the underlying investments may be subject to later adjustments, may not correspond to realized value and may not accurately reflect the price at which assets could be liquidated.

As of February 28, 2019

Shares Class	1-Year	3-Year	ITD
Class AX Shares (No Sales Load)	9.94%	11.63%	11.03%
Class AX Shares (With Sales Load)	N/A	7.27%	7.40%
Class TX Shares (No Sales Load)	8.86%	10.36%	10.37%
Class TX Shares (With Sales Load)	N/A	8.43%	8.19%
Class IX Shares (No Sales Load)	9.67%	N/A	9.20%
Class IX Shares (With Sales Load)	N/A	N/A	8.67%

The table below discloses the total returns for the classes of shares that are available for investment in our current public offering. Class I Shares and Class D Shares are sold without an upfront sales load. The total returns shown reflect the percent change in the NAV per share from the beginning of the applicable period, plus the amount of any distribution per share declared during the period. The total returns shown are calculated assuming reinvestment of distributions pursuant to our DRP, are derived from unaudited financial information, and are net of all Hines Global expenses, including general and administrative expenses, transaction related expenses, management fees, the performance participation allocation, and share class specific fees, but exclude the impact of early redemption deductions on the redemption of shares that have been outstanding for less than one year. The inception date for Class I, Class D, Class S and Class T Shares is December 6, 2017. Class T Shares and Class S Shares listed as (With Sales Load) reflect the returns after the maximum up-front selling commission and dealer manager fees, which total 3.5% for both share classes. Class T Shares and Class S Shares listed as (No Sales Load) exclude up-front selling commissions and dealer manager fees. The returns have been prepared using unaudited data and valuations of the underlying investments in our portfolio, which are estimates of fair value and form the basis for our NAV per share. Valuations based upon unaudited reports from the underlying investments may be subject to later adjustments, may not correspond to realized value and may not accurately reflect the price at which assets could be liquidated.

As of February 28, 2019

Shares Class	1-Year	ITD
Class I Shares	9.94%	10.39%
Class D Shares	9.67%	10.11%
Class S Shares (No Sales Load)	8.86%	9.28%
Class S Shares (With Sales Load)	5.05%	5.96%
Class T Shares (No Sales Load)	8.86%	9.28%
Class T Shares (With Sales Load)	5.05%	5.96%

Critical Accounting Policies

Our discussion and analysis of financial condition and results of operations is based on our consolidated financial statements, which have been prepared in accordance with GAAP. The preparation of the consolidated financial statements requires us to make estimates and judgments that affect the reported amounts of assets, liabilities and contingencies as of the date of the financial statements and the reported amounts of revenues and expenses during the reporting periods. We evaluate our assumptions and estimates on an ongoing basis. We base our estimates on historical experience and on various other assumptions that we believe to be reasonable under the circumstances. Additionally, application of our accounting policies involves exercising judgments regarding assumptions as to future uncertainties. Actual results may differ from these estimates under different assumptions or conditions. The following is a discussion of our critical accounting policies. For a discussion of all of our significant accounting policies, see Note 2 — Summary of Significant Accounting Policies, to the accompanying consolidated financial statements.

Investment Property and Lease Intangibles

When we acquire a property, we allocate the purchase price of the acquisition based upon our assessment of the fair value of various components, including to land, building and improvements, and intangible lease assets and liabilities. Fair value determinations are subjective based on estimated cash flow projections that utilize discount and/or capitalization rates, as well as certain available market information. The fair value of land, building and improvements considers the value of the property as if it were vacant. The fair value of intangible lease assets is based on our evaluation of the specific characteristics of each lease. Factors considered include estimates of carrying costs during hypothetical expected lease-up periods, current market conditions and market rates, the customer's credit quality and costs to execute similar leases. The fair value of out-of-market leases is calculated as the present value (using a discount rate that reflects the risks associated with the leases) of the difference between the contractual amounts to be paid pursuant to each in-place lease and our estimate of fair market lease rates for each corresponding in-place lease. In estimating carrying costs, we include estimates of lost rentals at market rates during the expected lease-up periods, depending on local market conditions. In estimating costs to execute similar leases, we consider customer improvements, leasing commissions and legal and other related expenses.

Real estate assets are reviewed for impairment each reporting period if events or changes in circumstances indicate that the carrying amount of the individual property may not be recoverable. In such an event, a comparison will be made of the current and projected operating cash flows and expected proceeds from the eventual disposition of each property on an undiscounted basis to the carrying amount of such property. If the carrying amount exceeds the undiscounted cash flows, it would be written down to the estimated fair value to reflect impairment in the value of the asset. The determination of whether investment property is impaired requires a significant amount of judgment by management and is based on the best information available to management at the time of the evaluation. No impairment charges have been recorded for any period through December 31, 2018.

Deferred Leasing Costs

Direct leasing costs, primarily consisting of third-party leasing commissions, tenant inducements and legal costs, are capitalized and amortized over the life of the related lease. Tenant inducement amortization is recorded as an offset to rental revenue and the amortization of other direct leasing costs is recorded in amortization expense. We consider a number of different factors to evaluate whether we or the lessee is the owner of the tenant improvements for accounting purposes. These factors include: (i) whether the lease stipulates how and on what a tenant improvement allowance may be spent; (ii) whether the tenant or landlord retains legal title to the improvements; (iii) the uniqueness of the improvements; (iv) the expected economic life of the tenant improvements relative to the term of the lease; and (v) who constructs or directs the construction of the improvements. The determination of who owns the tenant improvements for accounting purposes is subject to significant judgment. In making that determination, we consider all of the above factors. No one factor, however, necessarily establishes any determination.

Revenue Recognition and Valuation of Receivables

We are required to recognize minimum rent revenues on a straight-line basis over the terms of tenant leases, including rent holidays and bargain renewal options, if any. Revenues associated with tenant reimbursements are recognized in the period in which the expenses are incurred based upon the tenant's lease provision. Leases are not uniform in dealing with such cost reimbursements and there are many variations in the computation. We make quarterly accrual adjustments, positive or negative, to tenant reimbursement revenue to adjust the recorded amounts to our best estimate of the final amounts to be billed and collected with respect to the cost reimbursements. Revenues relating to lease termination fees are recognized on a straight-line basis amortized from the time that a tenant's right to occupy the leased space is modified through the end of the revised

lease term and are included in other revenue in the accompanying consolidated statements of operations. To the extent our leases provide for rental increases at specified intervals, we will record a receivable for rent not yet due under the lease terms. Accordingly, our management must determine, in its judgment, to what extent the unbilled rent receivable applicable to each specific tenant is collectible. We review unbilled rent receivables on a quarterly basis and take into consideration the tenant's payment history, the financial condition of the tenant, business conditions in the industry in which the tenant operates and economic conditions in the area in which the property is located. In the event that the collectability of unbilled rent with respect to any given tenant is in doubt, we would be required to record an increase in our allowance for doubtful accounts or record a direct write-off of the specific rent receivable, which would have an adverse effect on our net income for the year in which the reserve is increased or the direct write-off is recorded and would decrease our total assets and stockholders' equity.

Recent Accounting Pronouncements

See Note 2 — Summary of Significant Accounting Policies for a discussion regarding recent accounting pronouncements and the potential impact, if any, on our financial statements.

Financial Condition, Liquidity and Capital Resources

Our principal demands for funds are to make real estate investments, for the payment of operating expenses and distributions, and for the payment of principal and interest on any indebtedness we incur. Generally, we expect to meet operating cash needs from our cash flows from operating activities, and we expect to fund our investments using proceeds from our public offerings and from debt proceeds.

As of December 31, 2018, our portfolio was approximately 57% leveraged (based on the most recent valuations of our real estate investments) with a weighted average interest rate of 2.85%. We expect that once we have fully invested the proceeds of our public offerings and other potential subsequent offerings, our debt financing, including our pro rata share of the debt financing of entities in which we invest, will be in the range of approximately 40% to 60% of the aggregate value of our real estate investments and other assets. Financing for acquisitions and investments may be obtained at the time an asset is acquired or an investment is made or at such later time as determined to be appropriate. In addition, debt financing may be used from time to time for property improvements, lease inducements, tenant improvements, purchase of real estate-related securities and other working capital needs, including the payment of distributions and redemptions. Our real estate-related securities portfolio may have embedded leverage, including through the use of reverse repurchase agreements and derivatives, including, but not limited to, total return swaps, securities lending arrangements and credit default swaps. Additionally, the amount of debt placed on an individual property or related to a particular investment, including our pro rata share of the amount of debt incurred by an individual entity in which we invest, may be less than 40% or more than 60% of the value of such property/investment or the value of the assets owned by such entity, depending on market conditions and other factors. Our aggregate borrowings, secured and unsecured, must be reasonable in relation to our net assets and must be reviewed by our board of directors at least quarterly. Further, our charter limits our borrowing to 300% of our net assets (which approximates 75% of the cost of our assets) unless any excess borrowing is approved by a majority of our independent directors and is disclosed to our stockholders in our next quarterly report along with justification for the excess.

Notwithstanding the above, depending on market conditions and other factors, we may choose not to place debt on our portfolio or our assets and may choose not to borrow to finance our operations or to acquire properties. Any indebtedness we do incur will likely be subject to continuing covenants, and we will likely be required to make continuing representations and warranties about our company in connection with such debt. Moreover, some or all of our debt may be secured by some or all of our assets. If we default in the payment of interest or principal on any such debt, breach any representation or warranty in connection with any borrowing or violate any covenant in any loan document, our lender may accelerate the maturity of such debt requiring us to immediately repay all outstanding principal. If we are unable to make such payment, our lender could foreclose on our assets that are pledged as collateral to such lender. The lender could also sue us or force us into bankruptcy. Any such event would have a material adverse effect on the value of an investment in our common shares. See Note 5 — Debt Financing for a discussion of our outstanding debt arrangement as of March 2020.

The discussions below provide additional details regarding our cash flows.

Cash Flows from Operating Activities

Our real estate properties generate cash flow in the form of rental revenues, which are used to pay direct leasing costs, property-level operating expenses and interest payments. Additionally, we incur corporate level costs and expenses such as general and administrative expenses, acquisition expenses and acquisition fees (for periods prior to January 2018), asset management fees, and the performance participation allocation.

Net cash provided by operating activities for the years ended December 31, 2018 and 2017 was \$19.2 million and \$6.7 million, respectively. The primary reason for the increase in operating cash flows was the payment of \$11.5 million of acquisition fees and acquisition-related expenses during the year ended December 31, 2017, which reduced cash flows from operating activities for that year. Beginning in 2018, there were two changes that contributed to the reduction of these acquisition fees and expenses. First, as a result of the Restructuring, we eliminated acquisition fees payable to our Advisor. Second, on January 1, 2018, we adopted ASU 2017-01, pursuant to which acquisition expenses related to these real estate investments are to be capitalized as part of the allocated purchase price and, as a result, these costs are included in cash flows from investing activities going forward. Additionally, net cash provided by operating activities increased as a result of our acquisitions of three properties during the year ended December 31, 2018 and the operations of our 2017 acquisitions for the year ended December 31, 2018 partially offset by one property disposition in 2018.

Net cash provided by operating activities for the years ended December 31, 2017 and 2016 was \$6.7 million and \$4.1 million, respectively. Net cash provided by operating activities increased as a result of our three acquisitions during the year ended December 31, 2017 and the operations of our 2016 acquisitions for the year ended December 31, 2017. Additionally, these increases were offset by acquisition fees and acquisition-related expenses paid totaling \$11.5 million and \$6.0 million for the years ended December 31, 2017 and 2016, respectively. As discussed above, acquisition fees and acquisition-related expenses reduced cash flows from operating activities prior to January 1, 2018. However, we funded those expenses with proceeds from our offerings and/or acquisition-related indebtedness.

Cash Flows from Investing Activities

Net cash used in investing activities for the years ended December 31, 2018, 2017 and 2016 were primarily due to the following:

2018

- Payments of \$206.8 million primarily related to the acquisition of Venue Museum District and Fresh Park Venlo.
- Capital expenditures of approximately \$15.0 million primarily related to development work at Bishop's Square and various capital improvements at our other properties. With respect to the development work at Bishop's Square, we expect the total construction costs to be approximately €13.6 million (approximately \$15.6 million assuming an exchange rate of \$1.14 per EUR as of December 31, 2018) and for the development works to be completed in the first quarter of 2019.
- Proceeds of \$37.1 million from the sale of 2819 Loker Avenue East, a Class-A industrial property located in Carlsbad, California, on March 30, 2018. We sold 2819 Loker Avenue East for a contract sales price of \$38.3 million, and we acquired 2819 Loker Avenue East in December 2014 for a net purchase price of \$25.4 million.
- Payments of \$11.3 million to purchase real estate-related securities. We also received proceeds of \$1.3 million from the sales of real estate-related securities.

2017

- Payment of \$192.9 million related to the acquisition of Rookwood, the Montrose Student Residences and the Queen's Court Student Residences.
- Capital expenditures of approximately \$4.2 million primarily related to development work at Bishop's Square and various capital improvements at our properties.

2016

- Payment of \$244.8 million related to the acquisition of the Domain Apartments, Cottonwood Corporate Center and Goodyear Crossing II and their related lease intangibles.
- Payment of a \$5.0 million earnest money deposit in connection with the acquisition of Rookwood, which we acquired in January 2017.

Cash Flows from Financing Activities

Public Offerings

We commenced the Initial Offering in August 2014 and terminated our offering in December 2017, except for shares issued pursuant to our distribution reinvestment plan. We commenced our Follow-on Offering in December 2017, but did not raise any proceeds related to the Follow-On Offering in 2017. We received gross proceeds of \$44.3 million, \$138.2 million and

\$146.3 million, respectively, during the years ended December 31, 2018, 2017 and 2016, respectively, through our public offerings, excluding proceeds from our distribution reinvestment plan. Please see Executive Summary for additional information regarding our public offerings.

During the year ended December 31, 2018, we redeemed \$12.5 million in shares of common stock pursuant to our share redemption program. Prior to the commencement of our Follow-on Offering, in October 2017, we commenced a self-tender offer for up to \$200.0 million in IPO Shares at a price of \$9.69 per share. We redeemed a total of 1.9 million IPO Shares for an aggregate cost of \$18.7 million in November 2017 in connection with our self-tender offer. In addition, during the year ended December 31, 2017, we redeemed \$1.6 million in shares of common stock pursuant to our share redemption programs in effect prior to the Restructuring. Shares of our common stock redeemed pursuant to our share redemption program were insignificant in prior years.

In addition to the investing activities described previously, we use proceeds from our public offerings to make certain payments to our Advisor, our Dealer Manager and Hines and its affiliates during the various phases of our organization and operation which include, without limitation, payments to our Dealer Manager for selling commissions, dealer manager fees, distribution and stockholder servicing fees and payments to our Advisor for reimbursement of organization and offering costs. During the years ended December 31, 2018, 2017 and 2016, we made payments of \$3.3 million, \$7.2 million and \$8.9 million, respectively, for selling commissions, dealer manager fees and distribution and stockholder servicing fees related to our public offerings. Selling commissions, dealer manager fees and distribution and stockholder servicing fees vary for each share class as described more fully in Note 8 — Related Party Transactions. The decrease in the payment of these fees for the year ended December 31, 2018 as compared to the year ended December 31, 2017 is due to the reduction of capital raised and our Restructuring and related modifications in our Follow-on Offering, which included a reduction of the selling commissions, dealer manager fees and distribution and stockholder servicing fees payable to the Dealer Manager in connection with the Follow-on Offering as compared to those charged on shares issued during our Initial Offering. The decrease in the payment of these fees and commissions during the year ended December 31, 2017 as compared to the year ended December 31, 2016 is primarily a result of a reduction in gross offering proceeds raised.

Through December 5, 2017, we also used proceeds from the Initial Offering to make payments to our Advisor for the reimbursement of organization and offering costs that were deemed issuer costs. Effective December 6, 2017, the Advisor agreed to advance all of our organization and offering costs, consisting of issuer costs and certain underwriting costs (but excluding selling commissions, dealer manager fees and distribution and stockholder servicing fees) related to our public offerings, through December 31, 2018. We will reimburse the Advisor for all such advanced expenses, as well as any organization and offering costs incurred in prior periods related to our Initial Offering, ratably from 2019 through 2023, to the extent cumulative organization and offering costs do not exceed an amount equal to 2.5% of gross offering proceeds from our public offerings. The total reimbursement related to organization and offering costs, selling commissions, dealer manager fees and distribution and stockholder servicing fees may not exceed 15.0% of gross proceeds from our public offerings.

During the years ended December 31, 2017 and 2016, we made payments of \$3.8 million and \$5.1 million, respectively, for these organization and offering costs. Our Advisory Agreement was amended, effective February 29, 2016, to cap the amount which we will reimburse our Advisor for the cumulative organization and offering costs incurred in connection with our organization and our public offerings at 2.5% of gross proceeds raised through our public offerings. As a result of the cap on reimbursement as a percentage of gross offering proceeds, during the year ended December 31, 2016, our Advisor reimbursed us for \$4.0 million in organization and offering costs that we had previously reimbursed in excess of this 2.5% cap.

Distributions

With the authorization of our board of directors, we declared distributions as of daily record dates and paid them on a monthly basis through December 31, 2017. Beginning in January 2018, we have and intend to continue to declare distributions as of monthly record dates and pay them on a monthly basis. With the authorization of our board of directors, we declared distributions monthly from January 2018 through December 31, 2018 at a gross distribution rate of \$0.05083 per month, and from January 2019 through March 31, 2019 at a gross distribution rate of \$0.05208 per month, for each share class, less any applicable distribution and stockholder servicing fees. Distributions will be made on all classes of the Company's common stock at the same time. All distributions were or will be paid in cash or reinvested in shares of the Company's common stock for those participating in the Company's distribution reinvestment plan and have been or will be paid or issued, respectively, on the first business day following the completion of the month to which they relate. Distributions reinvested pursuant to our distribution reinvestment plan were or will be reinvested in shares of the same class as the shares on which the distributions are made. Some or all of the cash distributions may be paid from sources other than cash flows from operations, as described below.

Distributions paid to stockholders during the years ended December 31, 2018, 2017, and 2016 were \$22.5 million, \$19.1 million and \$9.4 million, respectively, including those reinvested in shares of our common stock pursuant to our distribution reinvestment plan. We have not generated and we may continue to be unable to generate sufficient cash flows from operations to fully fund distributions. Therefore, some or all of our distributions have been and may continue to be paid and during the offering phase, are likely to be paid at least partially from other sources, such as proceeds from the sales of assets, proceeds from our debt financings, proceeds from our public offerings, cash advances by our Advisor and/or cash resulting from a waiver or deferral of fees. We have not placed a cap on the amount of distributions that may be paid from any of these sources. For example, we funded 32%, 56% and 60% of total distributions for the years ended December 31, 2018, 2017 and 2016, respectively, with cash flows from other sources such as cash flows from investing activities, which may include proceeds from the sale of real estate and/or cash flows from financing activities, which may include offering proceeds. As described previously, we paid acquisition fees and acquisition-related expenses of \$11.5 million and \$6.0 million, respectively, for the years ended December 31, 2017 and 2016. Acquisition fees and acquisition-related expenses were expensed prior to our adoption of ASU 2017-01 on January 1, 2018 and therefore reduced cash flows from operating activities for those periods. However, we funded such acquisition fees and acquisition-related expenses with proceeds from our public offerings and/or acquisition-related indebtedness.

The following table outlines our total distributions declared to stockholders for the years ended December 31, 2018, 2017 and 2016, including the breakout between the distributions declared in cash and those reinvested pursuant to our distribution reinvestment plan (in thousands).

Distributions for the Years Ended	Stockholders			Sources ⁽¹⁾	
	Cash Distributions	Distributions Reinvested	Total Declared	Cash Flows From Operating Activities	
December 31, 2018	\$ 10,480	\$ 12,146	\$ 22,626	\$ 15,484	68%
December 31, 2017	\$ 9,226	\$ 10,547	\$ 19,773	\$ 8,662	44%
December 31, 2016	\$ 4,926	\$ 5,186	\$ 10,112	\$ 4,066	40%

- (1) Includes sources used to fund distributions paid to noncontrolling interests which were equal to approximately \$13,000 for the year ended December 31, 2018 and \$12,000 for each of the years ended December 31, 2017 and 2016.

Debt Financings

As mentioned previously, our portfolio was 57% leveraged as of December 31, 2018 (based on the most recent valuations of our real estate investments) with a weighted average interest rate of 2.85%. Below is additional information regarding our loan activity for the years ended December 31, 2018, 2017 and 2016. See Note 5 — Debt Financing for additional information regarding our outstanding debt.

2018

- We entered into \$131.3 million of permanent mortgage financing related to the acquisitions of Venue Museum District and Fresh Park Venlo.
- We made payments of \$1.7 million in financing costs primarily related to the mortgage loans at Venue Museum District and Fresh Park Venlo.
- We made payments of principal of \$1.7 million on the permanent mortgage financing related to Cottonwood Corporate Center.
- We borrowed \$90.5 million under the Hines Credit Facility primarily to provide cash for the acquisitions of Venue Museum District and Fresh Park Venlo and made payments of \$46.7 million on this facility. We had an outstanding balance of \$55.0 million under this facility as of December 31, 2018.

2017

- We assumed \$96.0 million in mortgage loans related to the acquisition of Rookwood which was recorded as a non-cash event on the statement of cash flows.
- We entered into \$24.4 million of permanent mortgage financing related to the acquisition of the Montrose Student Residences and paid \$0.2 million to purchase an interest rate cap to effectively cap the Euribor interest rate at 1.25% with a notional amount of €17.0 million (approximately \$18.3 million assuming a rate of \$1.08 per EUR as of the date of the agreement).

- We entered into \$39.2 million of permanent mortgage financing related to the acquisition of the Queen's Court Student Residences and paid \$0.1 million to purchase an interest rate cap to effectively cap the Libor interest rate at 2.00% with a notional amount of £22.1 million (approximately \$29.6 million assuming a rate of \$1.34 per GBP as of the date of the agreement).
- We made payments of \$1.0 million in financing costs related to the mortgage loans at Rookwood, the Montrose Student Residences and the Queen's Court Student Residences.
- We borrowed an aggregate of \$58.2 million under the Hines Credit Facility and the Restated Hines Credit Facility and made payments of \$103.0 million on these facilities. We had an \$11.2 million outstanding balance under the Restated Hines Credit Facility as of December 31, 2017.

2016

- We entered into \$141.3 million of permanent mortgage financing related to the acquisition of the Domain Apartments, Cottonwood Corporate Center and Goodyear Crossing II and made payments of \$0.7 million for financing costs related to such loans.
- We borrowed \$81.5 million under the Hines Credit Facility and made payments of \$25.5 million on this facility, which resulted in a \$56.0 million outstanding balance under this facility as of December 31, 2016.

Results of Operations

Year ended December 31, 2018 compared to the year ended December 31, 2017

Same Store Analysis

The following table presents the property-level revenues in excess of expenses for the year ended December 31, 2018, as compared to the year ended December 31, 2017, by reportable segment. Same-store properties for the year ended December 31, 2018 includes four properties that were 97% leased as of December 31, 2018 compared to 98% leased as of December 31, 2017. In total, property revenues in excess of expenses of the same-store properties for the year ended December 31, 2018 was comparable with the prior year amount. Therefore, changes in our property revenues in excess of expenses are primarily related to our recent acquisitions and the disposition of 2819 Loker Avenue East.

Below is additional information regarding our same-store results and other financial results with variances from the comparative period. All amounts are in thousands, except for percentages:

	Year Ended December 31,		Change	
	2018	2017	\$	%
Property revenues in excess of expenses⁽¹⁾				
<i>Same-store properties</i>				
Domestic office investments	\$ 11,076	\$ 10,497	\$ 579	6 %
Domestic residential/living investments	3,263	2,977	286	10 %
Domestic industrial investments	3,886	4,009	(123)	(3)%
International office investments	5,919	6,922	(1,003) ⁽²⁾	(14)%
<i>Total same-store properties</i>	<u>\$ 24,144</u>	<u>\$ 24,405</u>	<u>\$ (261)</u>	<u>(1)%</u>
<i>Recent acquisitions</i>	20,221	13,354	6,867	51 %
<i>Disposed properties</i>	484	1,854	(1,370)	(74)%
Total property revenues in excess of expenses	<u><u>\$ 44,849</u></u>	<u><u>\$ 39,613</u></u>	<u><u>\$ 5,236</u></u>	<u><u>13 %</u></u>

(1) Property revenues in excess of expenses include total revenues less property operating expenses, real property taxes and property management fees.

(2) Decrease is due to a decline in revenue during the year ended December 31, 2018, as compared to the year ended December 31, 2017, as a result of a tenant's lease expiration in August 2017 without renewal.

Other Changes

The table below includes additional information regarding changes in our results of operations for the year ended December 31, 2018, including explanations for significant changes:

	Year Ended December 31,		Change	
	2018	2017	\$	%
Other				
Depreciation and amortization	\$ 32,478	\$ 29,687	\$ 2,791	9 %
Acquisition related expenses	\$ 144	\$ 3,212	\$ (3,068)	(96)%
Asset management fees	\$ 5,004	\$ 4,940	\$ 64	1 %
Acquisition fees	\$ —	\$ 6,741	\$ (6,741)	(100)%
Performance participation allocation	\$ 5,954	\$ 251	\$ 5,703	N/A*
General and administrative expenses	\$ 3,131	\$ 2,803	\$ 328	12 %
Gain on sale of real estate	\$ 14,491	\$ —	\$ 14,491	N/A*
Interest expense	\$ 12,649	\$ 9,453	\$ 3,196	34 %
Benefit (provision) for income taxes	\$ (9)	\$ 83	\$ (92)	(111)%

* Not a meaningful percentage

Depreciation and amortization: Depreciation and amortization expense increased for the year ended December 31, 2018 compared to the year ended December 31, 2017 primarily due to real estate investments acquired during the year ended December 31, 2018.

Acquisition related expenses: Acquisition related expenses represent third-party costs related to the acquisition of our real estate investments, including those properties which we may acquire in future periods. These costs vary significantly from one acquisition to the next and generally tend to be higher for our international acquisitions. Additionally, on January 1, 2018 we adopted ASU 2017-01, pursuant to which acquisition related expenses are to be capitalized and not expensed. As a result, acquisition related expenses included in net income for the year ended December 31, 2018 reflect dead-deal costs only. As a result, our acquisition related expenses decreased 96% in 2018 as compared to 2017, and we expect such costs to be significantly lower than amounts recorded in prior periods going forward.

Acquisition fees: We incurred \$6.7 million of acquisition fees during the year ended December 31, 2017 as a result of our acquisitions of real estate investments during that period. Effective as of December 6, 2017, we no longer pay acquisition fees to our Advisor.

Performance participation allocation: We accrued \$6.0 million related to the performance participation allocation as a result of the total return being greater than the 5% hurdle amount during the year ended December 31, 2018. The performance participation allocation accrues monthly and is payable after the completion of each calendar year. See Note 8—Related Party Transactions, for additional information regarding the performance participation allocation. The Operating Partnership Agreement was amended effective December 2017 to provide for the performance participation allocation. As a result, the performance participation allocation for the year ended December 31, 2017 was only \$0.3 million.

Gain on sale of real estate: We sold 2819 Loker Avenue East for a contract sales price of \$38.3 million on March 30, 2018 and we acquired 2819 Loker Avenue East in December 2014 for a net purchase price of \$25.4 million. We recognized a gain of \$14.5 million related to this sale. We had no property dispositions during the year ended December 31, 2017.

Interest expense: Interest expense increased for the year ended December 31, 2018 as a result of an increase in the principal amount of our outstanding indebtedness during the periods, which was primarily used to fund acquisitions.

Year ended December 31, 2017 compared to the year ended December 31, 2016

We owned eight properties that were 97% leased as of December 31, 2017 compared to five properties that were 97% leased as of December 31, 2016. As we are currently in the acquisition phase of our life cycle, changes in our results of operations related to our properties are primarily due to the acquisition of properties. Amounts recorded in our consolidated statements of operations for the years ended December 31, 2017 and 2016 are due to the following:

- Total revenues, property operating expenses, real property taxes, property management fees, depreciation and amortization, and interest expense relate to the operation of our eight properties, the first of which was acquired in December 2014.
- Acquisition-related expenses represent costs related to the acquisition of our real estate investments, including those properties which we may acquire in future periods. These costs vary significantly from one acquisition to the next and generally tend to be higher for our international acquisitions. During 2017, we incurred \$2.6 million in acquisition expenses related to our international acquisitions which included a \$0.8 million Stamp Duty tax related to the acquisition of Montrose Student Residences.
- During 2017 and 2016, we paid our Advisor acquisition fees equal to 2.25% of the purchase price of our real estate investments. Acquisition fees for the year ended December 31, 2017 were higher than those for the year ended December 31, 2016 due to an increase in the aggregate net purchase price of our acquisitions during 2017 as compared to those completed in 2016. We acquired three properties for an aggregate net purchase price of \$299.6 million during the year ended December 31, 2017 as compared to three properties for an aggregate net purchase price of \$253.5 million during the year ended December 31, 2016. As of the effective date of the Restructuring, we will no longer pay acquisition fees to our Advisor.
- During 2017 and 2016, we paid monthly asset management fees to our Advisor based on an annual fee equal to 0.75% of (i) the cost of our real estate investments or (ii) with respect to our real estate investments included in our board of directors' most recent determination of an estimated per share NAV, the most recently determined value of such real estate investments. As described previously, our Advisor agreed to waive asset management fees for each quarter in 2016 and the first quarter in 2017, to the extent that our MFFO, for a particular quarter as reduced to reflect the distribution and stockholder servicing fees payable for such quarter, as disclosed in our Annual Report on Form 10-K or our Quarterly Report on Form 10-Q amounted to less than 100% of the aggregate distributions declared to our stockholders for such quarter. Our Advisor did not waive any asset management fees payable to it during the year ended December 31, 2017. Further, our Advisor waived \$1.3 million of the total \$2.2 million in asset management fees payable to it during the year ended December 31, 2016. Additionally, as of the effective date of the Restructuring, the monthly asset management fee payable to our Advisor is equal to 0.0625% per month of the value of our real estate investments at the end of each month and in no event will the asset management fee exceed and amount equal to 1/12th of 1.25% of the Company's NAV at the end of each applicable month.
- In connection with the Restructuring, we accrued \$0.3 million related to the performance participation allocation as a result of the total return being greater than the 5% hurdle amount during the year ended December 31, 2017. See Note 8 — Related Party Transactions for a description of how the performance participation allocation is calculated.
- General and administrative expenses for the years ended December 31, 2017 and 2016 primarily consist of legal and accounting fees, costs and expenses associated with our board of directors, transfer agent and other stockholder-related costs and insurance costs. Certain of these costs are variable and will increase in the future as we continue to raise capital and make additional real estate investments.
- Foreign currency gains (losses) primarily reflects the effect of changes in foreign currency exchange rates on transactions that were denominated in currencies other than our functional currencies. During the years ended December 31, 2017 and 2016, these gains and losses were primarily related to the effect of remeasuring cash held in foreign currencies into U.S. dollars and the changes in exchange rates.
- We have entered into interest rate contracts as economic hedges against the fluctuation of future interest rates on our variable interest rate borrowings, and we have also entered into foreign currency forward contracts as economic hedges against the variability of future exchange rates on our international investments. We have not designated any of these contracts as cash flow hedges for accounting purposes. These derivatives have been recorded at their estimated fair values in the accompanying consolidated balance sheets. Changes in the fair value of these derivatives result in gains or losses recorded in our consolidated statements of operations and comprehensive income (loss). See Note 6 — Derivative Instruments for additional information regarding gains and losses resulting from our derivatives.

Funds from Operations

We believe funds from operations (“FFO”) is a meaningful supplemental non-GAAP operating metric. FFO is a non-GAAP financial performance measure defined by the National Association of Real Estate Investment Trusts (“NAREIT”) and is widely recognized by investors and analysts as one measure of operating performance of a real estate company. FFO excludes items such as real estate depreciation and amortization. Depreciation and amortization, as applied in accordance with GAAP, implicitly assumes that the value of real estate assets diminishes predictably over time and also assumes that such assets are adequately maintained and renovated as required in order to maintain their value. Since real estate values have historically risen or fallen with market conditions such as occupancy rates, rental rates, inflation, interest rates, the business cycle, unemployment and consumer spending, it is management’s view, and we believe the view of many industry investors and analysts, that the presentation of operating results for real estate companies using historical cost accounting alone is insufficient. In addition, FFO excludes gains and losses from the sale of real estate and impairment charges related to depreciable real estate assets and in-substance real estate equity investments, which we believe provides management and investors with a helpful additional measure of the historical performance of our real estate portfolio, as it allows for comparisons, year to year, that reflect the impact on operations from trends in items such as occupancy rates, rental rates, operating costs, general and administrative expenses and interest costs. A property will be evaluated for impairment if events or circumstances indicate that the carrying amount may not be recoverable (i.e. the carrying amount exceeds the total estimated undiscounted future cash flows from the property). Undiscounted future cash flows are based on anticipated operating performance, including estimated future net rental and lease revenues, net proceeds on the sale of the property, and certain other ancillary cash flows. While impairment charges are excluded from the calculation of FFO as described above, stockholders are cautioned that we may not recover any impairment charges.

FFO should not be construed to be more relevant or accurate than the current GAAP methodology in calculating net income or in its applicability in evaluating our operating performance. In addition, FFO should not be considered as an alternative to net income (loss) or income (loss) from continuing operations as an indication of our performance or as an alternative to cash flows from operating activities as an indication of our liquidity, but rather should be reviewed in conjunction with these and other GAAP measurements. Further, FFO is not intended to be used as a liquidity measure indicative of cash flow available to fund our cash needs, including our ability to make distributions to our stockholders. Please see the limitations listed below associated with the use of FFO:

- Prior to January 1, 2018, FFO included costs related to our acquisitions, including acquisition fees payable to our Advisor. Although these amounts reduced net income for periods prior to January 1, 2018, we generally funded such costs with proceeds from our public offerings and/or acquisition-related indebtedness and did not consider these fees and expenses in the evaluation of our operating performance. In January 2018, we adopted ASU 2017-01 which clarified the definition of a business and added guidance to assist entities with evaluating whether transactions should be accounted for as acquisitions (or disposals) of assets or businesses. We expect that most of our real estate transactions completed after that date will be accounted for using the asset acquisition guidance and, accordingly, the related acquisition-related expenses incurred will be capitalized and included in the allocated purchase price and will not be expensed. Prior to ASU 2017-01, real estate acquisitions were generally considered business combinations and the acquisition-related expenses and acquisition fees were treated as operating expenses under GAAP. Additionally, effective as of December 6, 2017, we no longer pay acquisition fees to our Advisor.
- We utilize the definition of FFO as set forth by NAREIT. Our FFO may not be comparable to amounts calculated by other REITs, if they use different approaches.
- Our business is subject to volatility in the real estate markets and general economic conditions, and adverse changes in those conditions could have a material adverse impact on our business, results of operations and FFO. Accordingly, the predictive nature of FFO is uncertain and past performance may not be indicative of future results.

Neither the SEC, NAREIT nor any regulatory body has passed judgment on the acceptability of the adjustments that we use to calculate FFO. In the future, the SEC, NAREIT or a regulatory body may decide to standardize the allowable adjustments across the non-listed REIT industry and we would have to adjust our calculation and characterization of FFO.

The following section presents our calculation of FFO attributable to common stockholders and provides additional information related to our operations for the years ended December 31, 2018, 2017 and 2016 and the period from inception through December 31, 2018 (in thousands, except per share amounts). As we are in the capital raising and acquisition phase of our operations, FFO is not useful in comparing operations for the periods presented below. We expect revenues and expenses to increase in future periods as we raise additional offering proceeds and use them to make additional real estate investments.

	Years ended December 31,			Period from July 31, 2013 (date of inception) through December 31, 2018
	2018	2017	2016	
Net income (loss)	\$ (879)	\$ (17,186)	\$ (11,341)	\$ (36,372)
Depreciation and amortization ⁽¹⁾	32,478	29,687	15,372	81,793
Gain on sale of real estate	(14,491)	—	—	(14,491)
Adjustments for noncontrolling interests ⁽²⁾	(22)	(30)	(23)	146
Funds From Operations attributable to common stockholders	\$ 17,086	\$ 12,471	\$ 4,008	\$ 31,076
Basic and diluted income (loss) per common share	\$ (0.02)	\$ (0.48)	\$ (0.62)	\$ (1.93)
Funds From Operations attributable to common stockholders per common share	\$ 0.42	\$ 0.35	\$ 0.22	\$ 1.66
Weighted average shares outstanding	40,468	35,808	18,191	18,741

Notes to the table:

- (1) Represents the depreciation and amortization of real estate assets. Historical cost accounting for real estate assets in accordance with GAAP implicitly assumes that the value of real estate assets diminishes predictably over time. Since real estate values have historically risen or fallen with market conditions, we believe that such depreciation and amortization may be of limited relevance in evaluating current operating performance and, as such, these items are excluded from our determination of FFO.
- (2) Includes income attributable to noncontrolling interests and all adjustments to eliminate the noncontrolling interests' share of the adjustments to convert our net loss to FFO.

Set forth below is additional information, which may be helpful in assessing our operating results:

- For the years ended December 31, 2018, 2017 and 2016, the Dealer Manager earned distribution and stockholder servicing fees of \$2.0 million, \$1.6 million and \$408,000, respectively, which are paid by Hines Global. Total distribution and stockholder servicing fees earned by the Dealer Manager from inception through December 31, 2018 were \$4.1 million.
- For the years ended December 31, 2017 and 2016, we incurred \$10.0 million and \$7.5 million, respectively, in acquisition-related costs and fees. Total acquisition-related costs and fees included in net income were \$23.3 million from inception through December 31, 2018.
- As of December 6, 2017, through its ownership of the special limited partner interest in the Operating Partnership, our Advisor is entitled to an annual performance participation allocation of 12.5% of the Operating Partnership's total return. The performance participation allocation accrues monthly and is payable after the completion of each calendar year. See Note 7—Related Party Transactions, for additional information regarding the performance participation allocation. We do not consider the performance participation allocation in evaluating our operating performance. For the year ended December 31, 2018, we incurred \$6.0 million in performance participation allocation fees. Total performance participation allocation fees incurred were \$6.2 million from inception through December 31, 2018.
- For the years ended December 31, 2018, 2017 and 2016, we recorded non-cash adjustments primarily related to amortization of out-of-market lease intangibles and lease incentives and straight-line rent adjustments, which resulted in a net increase to rental revenue of \$2.3 million, \$2.1 million and \$2.0 million, respectively.
- We recorded non-cash adjustments related to gains/losses on derivative instruments and/or foreign currencies and certain amounts related to deferred taxes, which reduced net income by approximately \$93,000 for the year ended December 31, 2018. Such amounts were insignificant in prior periods.

As noted previously, our cash flows from operations have been and may continue to be insufficient to fund distributions to stockholders. We may continue to choose to use proceeds from the sales of assets, proceeds from our debt financings, proceeds from our public offerings, cash advances by our Advisor and/or cash resulting from a waiver or deferral of fees to fund distributions to our stockholders. For example, we funded 32%, 56% and 60% of total distributions for the years ended December 31, 2018, 2017 and 2016, respectively, with cash flows from other sources such as cash flows from investing activities, which may include proceeds from the sale of real estate and/or cash flows from financing activities, which may include offering proceeds. We have not placed a cap on the amount of our distributions that may be paid from sources other than cash flows from operations, including proceeds from our debt financings, proceeds from our public offerings, cash advances by our Advisor and cash resulting from a waiver or deferral of fees.

From inception through December 31, 2018, we declared \$55.5 million of distributions to our stockholders, compared to our total aggregate FFO of \$31.1 million and our total aggregate net loss of \$36.4 million for that period. We incurred acquisition-related costs and fees of \$23.3 million from inception through December 31, 2017 in connection with our real estate investments, which were recorded as reductions to net income (loss) and FFO. We adopted ASU 2017-01 on January 1, 2018, which allows us to capitalize acquisition-related costs and fees instead of treating them as operating expenses under GAAP. For the years ended December 31, 2017 and 2016, we incurred \$10.0 million and \$7.5 million, respectively, in acquisition-related costs and fees. For the year ended December 31, 2018, we declared \$22.6 million of distributions to our stockholders compared to our total aggregate FFO of \$17.1 million. For the years ended December 2017 and 2016, we declared \$19.8 million and \$10.1 million, respectively, of distributions to our stockholders compared to our total aggregate FFO of \$12.5 million and \$4.0 million, respectively.

Related Party Transactions and Agreements

We have entered into agreements with our Advisor, our Dealer Manager and Hines and its affiliates, whereby we pay certain fees and reimbursements to these entities during the various phases of our organization and operation. During the organization and offering stage, these include payments to our Dealer Manager for selling commissions, the dealer manager fee, distribution and stockholder servicing fees, and payments to our Advisor for reimbursement of organization and offering costs. During the acquisition and operational stages, these include payments for certain services related to the management and performance of our investments and operations provided to us by our Advisor and Hines and its affiliates pursuant to various agreements we have entered into with these entities. See Note 8 — Related Party Transactions in the Notes to the consolidated financial statements contained elsewhere in this Annual Report on Form 10-K for additional information concerning our related party transactions and agreements.

Off-Balance Sheet Arrangements

As of December 31, 2018 and 2017, we had no off-balance sheet arrangements that have or are reasonably likely to have a current or future effect on our financial condition, changes in financial condition, revenues or expenses, results of operations, liquidity, capital expenditures or capital resources.

Contractual Obligations

The following table lists our known contractual obligations as of December 31, 2018.

Contractual Obligations	Payments due by Period				
	Less Than 1 Year	1-3 Years	3-5 Years	More Than 5 Years	Total ⁽²⁾
Notes payable ⁽¹⁾	\$ 14,563	\$ 224,068	\$ 288,425	\$ —	\$ 527,056
Restated Hines Credit Facility ⁽¹⁾	57,173	—	—	—	57,173
Organization and Offering Costs ⁽²⁾	—	5,401	3,600	—	9,001
Maintal Logistics acquisition liability ⁽³⁾	43,793	—	—	—	43,793
Total contractual obligations ⁽⁴⁾	<u>\$ 115,529</u>	<u>\$ 229,469</u>	<u>\$ 292,025</u>	<u>\$ —</u>	<u>\$ 637,023</u>

- (1) Includes all future principal and interest payments on mortgage loans outstanding as of December 31, 2018.
- (2) See Note 8 — Related Party Transactions for additional information regarding the reimbursement of organization and offering costs to our Advisor.
- (3) The acquisition of Maintal Logistics occurred in December 2018, and the funding for the purchase was not required at the time of the acquisition. The acquisition was funded in February 2019. See Note 3 — Investment Property for more details on the acquisition.
- (4) Excluded from the table above is the settlement of the \$8.3 million distribution and stockholder servicing fee liability payable to our Dealer Manager with respect to Class TX shares and Class IX shares as of December 31, 2018. We cannot predict the length of time over which this fee will be paid due to potential changes in the NAV per share of the Company's Class TX shares and Class IX shares and future redemptions related to Class TX shares and Class IX shares. If we assumed a constant NAV per share, the distribution and stockholder servicing fee with respect to Class TX shares and Class IX shares would be paid over 5.25 years and 6 years, respectively, from the date of purchase. See Note 8 — Related Party Transactions for additional information regarding the distribution and stockholder servicing fees.

Recent Developments and Subsequent Events

Maintal Logistics

As discussed in Note 3—Investment Property, we acquired Maintal Logistics on December 31, 2018. Funding for the acquisition was not required until February 2019. Upon funding, we entered into a third-party mortgage loan for the principal sum of approximately €23.5 million (approximately \$26.6 million assuming a rate of \$1.134 per EUR as of the transaction date).

Item 7A. Quantitative and Qualitative Disclosures About Market Risk

Market risk includes risks that arise from changes in interest rates, foreign currency exchange rates, commodity prices, equity prices and other market changes that affect market-sensitive instruments. In pursuing our business plan, we believe that interest rate risk and currency risk are the primary market risks to which we are exposed. As of December 31, 2018, we were exposed to the market risks listed below.

Interest Rate Risk

We are exposed to the effects of interest rate changes primarily as a result of debt used to maintain liquidity and fund expansion of our real estate investment portfolio and operations. As of December 31, 2018, we had \$375.7 million of variable-rate debt outstanding. If interest rates were to increase by 1%, we would incur an additional \$3.8 million in interest expense. Additionally, we entered into interest rate caps to limit our exposure to rising interest rates related to our mortgage loans secured by Venue Museum District and Fresh Park Venlo. See Note 5 — Debt Financing in the Notes to the consolidated financial statements for more information concerning our outstanding debt.

Foreign Currency Risk

We currently have real estate investments located in countries outside of the U.S. that are subject to the effects of exchange rate movements between the foreign currency of each real estate investment and the U.S. dollar, which may affect future costs and cash flows as well as amounts translated into U.S. dollars for inclusion in our consolidated financial statements. We have entered into mortgage loans denominated in foreign currencies for these investments, which provide natural hedges with regard to changes in exchange rates between the foreign currencies and U.S. dollar and reduce our exposure to exchange rate differences. Additionally, we are typically a net receiver of these foreign currencies, and, as a result, our foreign operations benefit from a weaker U.S. dollar and are adversely affected by a stronger U.S. dollar. The table below identifies the effect that a 10% immediate, unfavorable change in the exchange rates would have on the net book value of our international real estate investments, including any foreign currency mortgage loans and their year-to-date net income (loss), by foreign currency (in thousands):

	Reduction in Book Value as of December 31, 2018	Reduction in Net Income (Loss) for the Year Ended December 31, 2018
EUR	\$10,623	\$132
GBP	\$2,442	\$139

Item 8. Financial Statements and Supplementary Data

REPORT OF INDEPENDENT REGISTERED PUBLIC ACCOUNTING FIRM

To the Stockholders and Board of Directors of Hines Global Income Trust, Inc.

Opinion on the Financial Statements

We have audited the accompanying consolidated balance sheets of Hines Global Income Trust, Inc. (formerly Hines Global REIT II, Inc.) and subsidiaries (the “Company”) as of December 31, 2018 and 2017, the related consolidated statements of operations and comprehensive income (loss), equity, and cash flows, for each of the three years in the period ended December 31, 2018, and the related notes and the schedules listed in the Index at Item 15 (collectively referred to as the “financial statements”). In our opinion, the financial statements present fairly, in all material respects, the financial position of the Company as of December 31, 2018 and 2017, and the results of its operations and its cash flows for each of the three years in the period ended December 31, 2018, in conformity with accounting principles generally accepted in the United States of America.

Basis for Opinion

These financial statements are the responsibility of the Company’s management. Our responsibility is to express an opinion on the Company’s financial statements based on our audits. We are a public accounting firm registered with the Public Company Accounting Oversight Board (United States) (PCAOB) and are required to be independent with respect to the Company in accordance with the U.S. federal securities laws and the applicable rules and regulations of the Securities and Exchange Commission and the PCAOB.

We conducted our audits in accordance with the standards of the PCAOB. Those standards require that we plan and perform the audit to obtain reasonable assurance about whether the financial statements are free of material misstatement, whether due to error or fraud. The Company is not required to have, nor were we engaged to perform, an audit of its internal control over financial reporting. As part of our audits, we are required to obtain an understanding of internal control over financial reporting but not for the purpose of expressing an opinion on the effectiveness of the Company’s internal control over financial reporting. Accordingly, we express no such opinion.

Our audits included performing procedures to assess the risks of material misstatement of the financial statements, whether due to error or fraud, and performing procedures that respond to those risks. Such procedures included examining, on a test basis, evidence regarding the amounts and disclosures in the financial statements. Our audits also included evaluating the accounting principles used and significant estimates made by management, as well as evaluating the overall presentation of the financial statements. We believe that our audits provide a reasonable basis for our opinion.

/s/ Deloitte & Touche LLP

Houston, Texas
March 29, 2019

We have served as the Company’s auditor since 2013.

HINES GLOBAL INCOME TRUST, INC.
CONSOLIDATED BALANCE SHEETS
As of December 31, 2018 and 2017

	2018	2017
	(in thousands, except per share amounts)	
ASSETS		
Investment property, net	\$ 787,189	\$ 572,833
Investments in real estate-related securities	9,599	—
Cash and cash equivalents	27,138	18,170
Restricted cash	9,848	6,383
Derivative instruments	174	110
Tenant and other receivables, net	8,995	8,402
Intangible lease assets, net	90,697	95,137
Deferred leasing costs, net	13,282	4,615
Other assets	1,907	3,367
Total assets	<u>\$ 948,829</u>	<u>\$ 709,017</u>
LIABILITIES AND EQUITY		
Liabilities:		
Accounts payable and accrued expenses	\$ 26,186	\$ 15,570
Due to affiliates	26,022	16,642
Intangible lease liabilities, net	18,034	15,939
Other liabilities	55,391	8,601
Distributions payable	2,024	1,868
Note payable to affiliate	55,000	11,200
Notes payable, net	487,439	365,652
Total liabilities	<u>\$ 670,096</u>	<u>\$ 435,472</u>
Commitments and contingencies (Note 12)	—	—
Equity:		
Stockholders' equity:		
Preferred shares, \$0.001 par value per share; 500,000 preferred shares authorized, none issued or outstanding as of December 31, 2018 and December 31, 2017	—	—
Common shares (Note 7)	44	39
Additional paid-in capital	371,274	336,761
Accumulated distributions in excess of earnings	(91,711)	(68,193)
Accumulated other comprehensive income (loss)	(874)	4,938
Total stockholders' equity	<u>278,733</u>	<u>273,545</u>
Noncontrolling interests	—	—
Total equity	<u>278,733</u>	<u>273,545</u>
Total liabilities and equity	<u>\$ 948,829</u>	<u>\$ 709,017</u>

See notes to the consolidated financial statements.

HINES GLOBAL INCOME TRUST, INC.
CONSOLIDATED STATEMENTS OF OPERATIONS AND COMPREHENSIVE INCOME (LOSS)
For the Years Ended December 31, 2018, 2017 and 2016

	2018	2017	2016
	(in thousands, except per share amounts)		
Revenues:			
Rental revenue	\$ 68,006	\$ 58,824	\$ 23,667
Other revenue	1,063	900	682
Total revenues	69,069	59,724	24,349
Expenses:			
Property operating expenses	13,774	9,663	4,593
Real property taxes	8,601	9,387	1,648
Property management fees	1,845	1,061	438
Depreciation and amortization	32,478	29,687	15,372
Acquisition related expenses	144	3,212	1,855
Asset management and acquisition fees	5,004	11,681	6,645
Performance participation allocation	5,954	251	—
General and administrative expenses	3,131	2,803	2,044
Total expenses	70,931	67,745	32,595
Other income (expenses):			
Gain (loss) on derivative instruments	(272)	(372)	(6)
Gain (loss) on investments in real estate-related securities	(401)	—	—
Gain on sale of real estate	14,491	—	—
Foreign currency gains (losses)	(438)	494	(4)
Interest expense	(12,649)	(9,453)	(3,154)
Interest income	261	83	69
Income (loss) before benefit (provision) for income taxes	(870)	(17,269)	(11,341)
Benefit (provision) for income taxes	(9)	83	—
Net income (loss)	(879)	(17,186)	(11,341)
Net (income) loss attributable to noncontrolling interests	(13)	(12)	(12)
Net income (loss) attributable to common stockholders	\$ (892)	\$ (17,198)	\$ (11,353)
Basic and diluted income (loss) per common share	\$ (0.02)	\$ (0.48)	\$ (0.62)
Weighted average number of common shares outstanding	40,468	35,808	18,191
Comprehensive income (loss):			
Net income (loss)	\$ (879)	\$ (17,186)	\$ (11,341)
Other comprehensive income (loss):			
Foreign currency translation adjustment	(5,812)	7,693	(1,363)
Comprehensive income (loss)	\$ (6,691)	\$ (9,493)	\$ (12,704)
Comprehensive (income) loss attributable to noncontrolling interests	(13)	(12)	(12)
Comprehensive income (loss) attributable to common stockholders	\$ (6,704)	\$ (9,505)	\$ (12,716)

See notes to the consolidated financial statements.

HINES GLOBAL INCOME TRUST, INC.
CONSOLIDATED STATEMENTS OF EQUITY
For the Years Ended December 31, 2018, 2017 and 2016
(in thousands)

Hines Global Income Trust, Inc. Stockholders

	Common Shares		Additional Paid-in Capital	Accumulated Distributions in Excess of Earnings	Accumulated Other Comprehensive Income (Loss)	Total Stockholders' Equity	Noncontrolling Interests
	Shares	Amount					
Balance as of January 1, 2016	11,062	\$ 11	\$ 91,576	\$ (9,757)	\$ (1,392)	\$ 80,438	\$ —
Issuance of common shares	15,557	15	149,738	—	—	149,753	—
Distributions declared	—	—	—	(10,112)	—	(10,112)	(12)
Redemption of common shares	(76)	—	(859)	—	—	(859)	—
Selling commissions, dealer manager fees and distribution and stockholder servicing fees	—	—	(13,214)	—	—	(13,214)	—
Offering costs	—	—	(3,107)	—	—	(3,107)	—
Net income (loss)	—	—	—	(11,353)	—	(11,353)	12
Foreign currency translation adjustment	—	—	—	—	(1,363)	(1,363)	—
Balance as of December 31, 2016	26,543	\$ 26	\$ 224,134	\$ (31,222)	\$ (2,755)	\$ 190,183	\$ —

Hines Global Income Trust, Inc. Stockholders

	Common Shares		Additional Paid-in Capital	Accumulated Distributions in Excess of Earnings	Accumulated Other Comprehensive Income (Loss)	Total Stockholders' Equity	Noncontrolling Interests
	Shares	Amount					
Balance as of January 1, 2017	26,543	\$ 26	\$ 224,134	\$ (31,222)	\$ (2,755)	\$ 190,183	\$ —
Issuance of common shares	14,807	15	146,710	—	—	146,725	—
Distributions declared	—	—	—	(19,773)	—	(19,773)	(12)
Redemption of common shares	(2,094)	(2)	(20,143)	—	—	(20,145)	—
Selling commissions, dealer manager fees and distribution and stockholder servicing fees	—	—	(10,712)	—	—	(10,712)	—
Offering costs	—	—	(3,228)	—	—	(3,228)	—
Net income (loss)	—	—	—	(17,198)	—	(17,198)	12
Foreign currency translation adjustment	—	—	—	—	7,693	7,693	—
Balance as of December 31, 2017	39,256	\$ 39	\$ 336,761	\$ (68,193)	\$ 4,938	\$ 273,545	\$ —

Hines Global Income Trust, Inc. Stockholders

	Common Shares		Additional Paid-in Capital	Accumulated Distributions in Excess of Earnings	Accumulated Other Comprehensive Income (Loss)	Total Stockholders' Equity	Noncontrolling Interests
	Shares	Amount					
Balance as of January 1, 2018	39,256	\$ 39	\$ 336,761	\$ (68,193)	\$ 4,938	\$ 273,545	\$ —
Issuance of common shares	5,601	7	56,391	—	—	56,398	—
Distributions declared	—	—	—	(22,626)	—	(22,626)	(13)
Redemption of common shares	(1,273)	(2)	(13,686)	—	—	(13,688)	—
Selling commissions, dealer manager fees and distribution and stockholder servicing fees	—	—	(3,394)	—	—	(3,394)	—
Offering costs	—	—	(4,798)	—	—	(4,798)	—
Net income (loss)	—	—	—	(892)	—	(892)	13
Foreign currency translation adjustment	—	—	—	—	(5,812)	(5,812)	—
Balance as of December 31, 2018	43,584	\$ 44	\$ 371,274	\$ (91,711)	\$ (874)	\$ 278,733	\$ —

See notes to the consolidated financial statements.

HINES GLOBAL INCOME TRUST, INC.
CONSOLIDATED STATEMENTS OF CASH FLOWS
For the Years Ended December 31, 2018, 2017 and 2016

	2018	2017	2016
		(in thousands)	
CASH FLOWS FROM OPERATING ACTIVITIES:			
Net income (loss)	\$ (879)	\$ (17,186)	\$ (11,341)
Adjustments to reconcile net income (loss) to net cash from (used in) operating activities:			
Depreciation and amortization	32,614	29,220	15,422
Gain on sale of real estate	(14,491)	—	—
Foreign currency (gains) losses	438	(494)	4
(Gain) loss on derivative instruments	272	372	6
(Gain) loss on investments in real estate-related securities	401	—	—
Changes in assets and liabilities:			
Change in other assets	1,167	(1,190)	(275)
Change in tenant and other receivables	(737)	(4,479)	(2,288)
Change in deferred leasing costs	(12,460)	(4,415)	(261)
Change in accounts payable and accrued expenses	7,432	4,964	270
Change in other liabilities	(519)	(9)	23
Change in due to affiliates	6,004	(92)	2,565
Net cash from (used in) operating activities	19,242	6,691	4,125
CASH FLOWS FROM INVESTING ACTIVITIES:			
Investments in acquired properties and lease intangibles	(206,782)	(192,867)	(244,817)
Capital expenditures at operating properties	(14,977)	(4,204)	(350)
Deposits on investment property	—	—	(5,000)
Proceeds from sale of real estate	37,087	—	—
Purchases of real estate-related securities	(11,307)	—	—
Proceeds from settlement of real estate-related securities	1,306	—	—
Net cash used in investing activities	(194,673)	(197,071)	(250,167)
CASH FLOWS FROM FINANCING ACTIVITIES:			
Proceeds from issuance of common stock	44,324	138,192	146,265
Redemption of common shares	(12,533)	(20,270)	(714)
Payment of offering costs	—	(3,810)	(5,073)
Reimbursement of offering costs	—	—	4,049
Payment of selling commissions, dealer manager fees and distribution and stockholder servicing fees	(3,306)	(7,154)	(8,897)
Distributions paid to stockholders and noncontrolling interests	(10,410)	(8,951)	(4,601)
Proceeds from notes payable	131,312	63,572	141,300
Payments on notes payable	(1,700)	(1,650)	(539)
Proceeds from related party note payable	90,500	58,200	81,500
Payments on related party note payable	(46,700)	(103,000)	(25,500)
Change in security deposit liability	(6)	(63)	40
Deferred financing costs paid	(1,674)	(1,028)	(666)
Payments related to interest rate contracts	(283)	(233)	—
Net cash from financing activities	189,524	113,805	327,164
Effect of exchange rate changes on cash, restricted cash and cash equivalents	(1,660)	1,415	(198)
Net change in cash, restricted cash and cash equivalents	12,433	(75,160)	80,924
Cash, restricted cash and cash equivalents, beginning of year	24,553	99,713	18,789
Cash, restricted cash and cash equivalents, end of year	\$ 36,986	\$ 24,553	\$ 99,713

See notes to the consolidated financial statements.

HINES GLOBAL INCOME TRUST, INC.

NOTES TO THE CONSOLIDATED FINANCIAL STATEMENTS

1. ORGANIZATION

Hines Global Income Trust, Inc. (“the Company” or “Hines Global”), formerly known as Hines Global REIT II, Inc., was incorporated in Maryland on July 31, 2013, to invest in a diversified portfolio of quality commercial real estate properties and other real estate investments throughout the United States and internationally, and to a lesser extent, invest in real-estate related securities. The Company is sponsored by Hines Interests Limited Partnership (“Hines”), a fully integrated global real estate investment and management firm that has acquired, developed, owned, operated and sold real estate for 60 years. The Company is managed by Hines Global REIT II Advisors LP (the “Advisor”), an affiliate of Hines. The Company intends to conduct substantially all of its operations through Hines Global REIT II Properties, LP (the “Operating Partnership”). An affiliate of the Advisor, Hines Global REIT II Associates LP, owns less than a 1% limited partner interest in the Operating Partnership as of December 31, 2018 and the Advisor also owns the special limited partnership interest in the Operating Partnership. The Company has elected to be taxed as a real estate investment trust, or REIT, for U.S. federal income tax purposes beginning with its taxable year ended December 31, 2015.

The Company raises capital for its investments through public offerings of its common stock and engaged Hines Securities, Inc. (the “Dealer Manager”), an affiliate of the Advisor, to serve as the dealer manager for its offerings and to market its shares. On August 20, 2014, the Company commenced its initial public offering of up to \$2.5 billion of its common stock (the “Initial Offering”). On September 30, 2017, the Company suspended the sale of shares in the primary portion of the Initial Offering, while continuing to offer up to \$150.0 million of its common stock pursuant to its distribution reinvestment plan. On December 6, 2017, the Company commenced a second public offering of up to \$2.5 billion in shares of common stock including \$500.0 million of shares offered under our distribution reinvestment plan (the “Follow-on Offering”). As a result of the changing landscape in the non-traded REIT industry, the Follow-on Offering reflects a restructuring (the “Restructuring”), which resulted in a reduction of many of the fees payable to the Advisor and the Dealer Manager. For additional information regarding these fees, please see Note 8 — Related Party Transactions.

The Company received gross offering proceeds of approximately \$525.1 million from the sale of 53.1 million shares through its public offerings from inception through March 29, 2019, including shares issued pursuant to its distribution reinvestment plan.

As of December 31, 2018, the Company owned direct investments in ten real estate properties totaling 6.0 million square feet that were 94% leased.

2. SUMMARY OF SIGNIFICANT ACCOUNTING POLICIES

Use of Estimates

The Company’s consolidated financial statements have been prepared in accordance with accounting principles generally accepted in the United States of America (“GAAP”). The preparation of the consolidated financial statements requires the Company to make estimates and judgments that affect the reported amounts of assets, liabilities and contingencies as of the date of the financial statements and the reported amounts of revenues and expenses during the reporting periods. The Company evaluates its assumptions and estimates on an ongoing basis. The Company bases its estimates on historical experience and on various other assumptions that the Company believes to be reasonable under the circumstances. Additionally, application of the Company’s accounting policies involves exercising judgments regarding assumptions as to future uncertainties. Actual results may differ from these estimates under different assumptions or conditions.

Basis of Presentation

The consolidated financial statements of the Company include the accounts of Hines Global Income Trust, Inc. and the Operating Partnership (over which the Company exercises financial and operating control). All intercompany balances and transactions have been eliminated in consolidation. The Company has determined that the Operating Partnership is considered a variable interest entity (“VIE”). However, the Company meets the disclosure exemption criteria, as the Company is the primary beneficiary of the VIE and the Company’s partnership interest is considered a majority voting interest.

Investment Property and Lease Intangibles

Real estate assets acquired by the Company are stated at fair value at the date of acquisition less accumulated depreciation. Depreciation is computed using the straight-line method. The estimated useful lives for computing depreciation are generally 10 years for furniture and fixtures, 15-20 years for electrical and mechanical installations and 40 years for buildings. Major replacements that extend the useful life of the assets are capitalized and maintenance and repair costs are expensed as incurred.

Prior to January 1, 2018, acquisitions of properties were accounted for utilizing the acquisition method and, accordingly, were recorded at the estimated fair values of the assets acquired and liabilities assumed. The results of operations of acquired properties were included in the Company's results of operations from their respective dates of acquisition. Estimates of fair values were based upon estimates of future cash flows and other valuation techniques that the Company believes are similar to those used by market participants and were used to record the purchase of identifiable assets acquired, such as land, buildings and improvements, equipment and identifiable intangible assets related to in-place leases and liabilities assumed, such as amounts related to acquired out-of-market leases, asset retirement obligations, and mortgage notes payable. Values of buildings and improvements were determined on an as-if-vacant basis. Initial valuations were subject to change until such information became finalized, which occurs no later than 12 months after the acquisition date. Additionally, prior to January 1, 2018, acquisition-related costs such as transaction costs and acquisition fees paid to the Advisor were expensed as incurred. On January 1, 2018, the Company adopted ASU 2017-01 which clarified the definition of a business and added guidance to assist entities with evaluating whether transactions should be accounted for as acquisitions of assets or businesses. The Company expects that most of its real estate transactions completed after that date will be accounted for using the asset acquisition guidance based on relative fair values and, accordingly, the related acquisition-related expenses incurred will be capitalized and included in the allocated purchase price and will not be expensed. Prior to ASU 2017-01, real estate acquisitions were generally considered business combinations and the acquisition-related expenses and acquisition fees were treated as operating expenses under GAAP.

The estimated fair value of acquired in-place leases are the costs the Company would have incurred to lease the properties to the occupancy level of the properties at the date of acquisition. Such estimates include the fair value of leasing commissions, legal costs and other direct costs that would be incurred to lease the properties to such occupancy levels. Additionally, the Company evaluates the time period over which such occupancy levels would be achieved. Such evaluation will include an estimate of the net market-based rental revenues and net operating costs (primarily consisting of real estate taxes, insurance and utilities) that would be incurred during the lease-up period. Acquired in-place leases as of the date of acquisition are amortized over the remaining lease terms. Should a tenant terminate its lease, the unamortized portion of the in-place lease value is charged to amortization expense.

Acquired out-of-market lease values (including ground leases) are recorded based on the present value (using a discount rate that reflects the risks associated with the lease acquired) of the difference between the contractual amounts paid pursuant to the in-place leases and management's estimate of fair market value lease rates for the corresponding in-place leases. The capitalized out-of-market lease values are amortized as adjustments to rental revenue (or ground lease expense, as applicable) over the remaining terms of the respective leases, which include periods covered by bargain renewal options. Should a tenant terminate its lease, the unamortized portion of the out-of-market lease value is charged to rental revenue.

Management estimates the fair value of assumed mortgage notes payable based upon indications of then-current market pricing for similar types of debt with similar maturities. Assumed mortgage notes payable are initially recorded at their estimated fair value as of the assumption date, and the difference between such estimated fair value and the outstanding principal balance of the note will be amortized over the life of the mortgage note payable.

Impairment of Investment Property

Real estate assets are reviewed for impairment each reporting period if events or changes in circumstances indicate that the carrying amount of the individual property may not be recoverable. In such an event, a comparison will be made of the current and projected operating cash flows and expected proceeds from the eventual disposition of each property on an undiscounted basis to the carrying amount of such property. If the carrying amount exceeds the undiscounted cash flows, it would be written down to the estimated fair value to reflect impairment in the value of the asset. The determination of whether investment property is impaired requires a significant amount of judgment by management and is based on the best information available to management at the time of the evaluation. No impairment charges were recorded during the years ended December 31, 2018, 2017, and 2016.

Investments in Real Estate-Related Securities

The Company invested \$10.0 million in real estate-related securities during the year ended December 31, 2018. These securities consist of common equities, preferred equities and debt investments of publicly traded REITs. The Company has elected to classify these investments as trading securities and carry such investments at fair value. These assets are valued on a recurring basis, which resulted in a realized gain of \$17,000 and an unrealized loss of \$0.4 million for the year ended December 31, 2018, both of which are recorded in “gain (loss) on investments in real estate-related securities” in the Consolidated Statements of Operations and Comprehensive Income (Loss).

Cash and Cash Equivalents

The Company considers all short-term, highly liquid investments that are readily convertible to cash with a maturity of three months or less at the time of purchase to be cash equivalents.

Concentration of Credit Risk

As of December 31, 2018, the Company had cash and cash equivalents deposited in certain financial institutions in excess of federally insured levels. Management regularly monitors the financial stability of these financial institutions in an effort to manage the Company’s exposure to any significant credit risk in cash and cash equivalents.

In addition, as of December 31, 2018, the Company had \$18.5 million of cash and cash equivalents, including restricted cash, deposited in certain financial institutions located in the United Kingdom, Ireland, and the Netherlands. Management regularly monitors the financial stability of these financial institutions in an effort to manage its exposure to any significant credit risk in cash and cash equivalents.

As of December 31, 2018, the Company owned \$9.6 million in real estate-related securities. These securities consist of common equities, preferred equities and debt securities of publicly traded REITs.

International Operations

The Euro (“EUR”) is the functional currency for the Company’s subsidiaries operating in Ireland, the Netherlands and Germany and the British pound (“GBP”) is the functional currency for the Company’s subsidiaries operating in the United Kingdom. These subsidiaries have translated their financial statements into U.S. dollars for reporting purposes. Assets and liabilities are translated at the exchange rate in effect as of the balance sheet date. Income statement accounts are generally translated using the average exchange rate for the period and significant nonrecurring transactions using the rate on the transaction date. Gains or losses resulting from translation are included in accumulated other comprehensive income (loss) within stockholders’ equity. Upon disposal of this subsidiary, the Company will remove the accumulated translation adjustment from stockholders’ equity and include it in the gain or loss on disposal in its consolidated statement of operations.

The Company and its subsidiaries may have transactions denominated in currencies other than their functional currencies. In these instances, assets and liabilities are remeasured into the functional currency at the exchange rate in effect at the end of the period and income statement accounts are remeasured at the average exchange rate for the period. These gains or losses are included in the Company’s consolidated statement of operations.

The Company and its subsidiaries also record gains or losses in the income statement when a transaction with a third party, denominated in a currency other than the functional currency, is settled and the functional currency cash flows realized are more or less than expected based upon the exchange rate in effect when the transaction was initiated.

Restricted Cash

The Company has restricted cash primarily related to certain escrow accounts required by several of the Company’s mortgage agreements.

Tenant and Other Receivables

Tenant and other receivables balances consist primarily of base rents, tenant reimbursements and receivables attributable to straight-line rent. Straight-line rent receivables were \$5.8 million and \$4.0 million as of December 31, 2018 and 2017, respectively. Straight-line rent receivables consist of the difference between the tenants' rents calculated on a straight-line basis from the date of acquisition or lease commencement over the remaining terms of the related leases and the tenants' actual rents due under the lease agreements and is included in tenant and other receivables in the accompanying consolidated balance sheets. An allowance for the uncollectible portion of tenant and other receivables has been determined and recognized based upon an analysis of the tenant's payment history, the financial condition of the tenant, business conditions in the industry in which the tenant operates and economic conditions in the area in which the property is located. Tenant and other receivables are shown at cost in the consolidated balance sheets, net of allowance for doubtful accounts of \$0.3 million and \$0.1 million at December 31, 2018 and 2017, respectively.

As of December 31, 2017, tenant and other receivables included \$2.3 million in receivables from third-parties related to working capital reserves and transactions costs related to the acquisition of the Queen's Court Student Residences. There were no such receivables remaining as of December 31, 2018.

Deferred Leasing Costs

Direct leasing costs, primarily consisting of third-party leasing commissions, tenant inducements and legal costs, are capitalized and amortized over the life of the related lease. Tenant inducement amortization is recorded as an offset to rental revenue and the amortization of other direct leasing costs is recorded in amortization expense.

Other Assets

Other assets included the following (in thousands):

	December 31, 2018	December 31, 2017
Deferred offering costs ⁽¹⁾	\$ —	\$ 1,525
Prepaid insurance	493	97
Prepaid property taxes	80	76
Deferred tax assets ⁽²⁾	844	944
Other	490	725
Other assets	<u>\$ 1,907</u>	<u>\$ 3,367</u>

(1) Represents offering costs incurred by the Company's Advisor which will be released into equity as gross proceeds from the Follow-On Offering are raised. See Note 8 — Related Party Transactions for additional information regarding offering costs payable to the Company's Advisor.

(2) Includes the effects of a valuation allowance of \$0.8 million and \$0.2 million as of December 31, 2018 and 2017, respectively.

Revenue Recognition

The Financial Accounting Standards Board ("FASB") issued accounting standards update ("ASU") 2014-09 which superseded the revenue recognition requirements under previous guidance. We adopted ASU 2014-09 on January 1, 2018. ASU 2014-09 requires the use of a new five-step model to recognize revenue from contracts with customers. The five-step model requires that the Company identify the contract with the customer, identify the performance obligations in the contract, determine the transaction price, allocate the transaction price to the performance obligations in the contract and recognize revenue when it satisfies the performance obligations. Management has concluded that the majority of the Company's total revenue, with the exception of gains and losses from the sale of real estate, consist of rental income from leasing arrangements, which is specifically excluded from the standard. Excluding gains and losses on the sale of real estate (as discussed further below), the Company concluded that its remaining revenue streams were immaterial and, as such, the adoption of ASU 2014-09 did not have a material impact on the Company's consolidated financial statements.

As of January 1, 2018, the Company began accounting for the sale of real estate properties under ASU 2017-05 and provides for revenue recognition based on completed performance obligations, which typically occurs upon the transfer of

ownership of a real estate asset. The Company sold 2819 Loker Avenue East on March 30, 2018, which was considered a non-financial real estate asset with no performance obligations subsequent to the transfer of ownership. The Company recognized a gain on sale of real estate of \$14.5 million related to this sale. The Company has had no other sales of real estate assets since its inception.

The Company recognizes rental revenue on a straight-line basis over the life of the lease including rent holidays, if any. Revenues associated with operating expense recoveries are recognized in the period in which the expenses are incurred based upon the tenant lease provisions. Revenues relating to lease termination fees are recognized on a straight-line basis amortized from the time that a tenant's right to occupy the leased space is modified through the end of the revised lease term.

Other revenues consist primarily of parking revenue, administrative fees, and tenant reimbursements related to utilities, insurance, and other operating expenses. Parking revenue represents amounts generated from contractual and transient parking and is recognized in accordance with contractual terms or as services are rendered. Other revenues relating to tenant reimbursements are recognized at the time when the performance obligation is met.

Income Taxes

The Company has elected to be treated as a REIT under Sections 856 through 860 of the Internal Revenue Code of 1986, as amended (the "Code"), beginning with its taxable year ended December 31, 2015. The Company's management believes that it operates in such a manner as to qualify for treatment as a REIT and intends to operate in the foreseeable future in such a manner so that it will remain qualified as a REIT for federal income tax purposes. Accordingly, no provision has been made for U.S. federal income taxes for the years ended December 31, 2018, 2017 and 2016 in the accompanying consolidated financial statements. In 2018, income tax expense/benefit recorded by the Company was primarily comprised of foreign income taxes related to the operation of its international properties. All periods from December 31, 2015 through December 31, 2018 are open for examination by the IRS. The Company does not believe it has any uncertain tax positions or unrecognized tax benefits requiring disclosure.

Distribution and Stockholder Servicing Fees

The Company records distribution and stockholder servicing fees as a reduction to additional paid-in capital and the related liability in an amount equal to the maximum fees payable in relation to the applicable class of shares on the date the shares are issued. The liability will be relieved over time, as the fees are paid to the Dealer Manager, or it will be adjusted if the fees are no longer payable. For the years ended December 31, 2018 and 2017, the Company recorded a liability of \$8.3 million and \$8.2 million, respectively. See Note 8 — Related Party Transactions for additional information regarding the Company's distribution and stockholder servicing fees.

Per Share Data

Net income (loss) per common share is calculated by dividing the net income (loss) attributable to common stockholders for each period by the weighted average number of common shares outstanding during such period. Net income (loss) per common share on a basic and diluted basis is the same because the Company has no potentially dilutive common shares outstanding. All classes of common stock are allocated net income (loss) at the same rate per share and receive the same gross distribution per share.

Recently Adopted Accounting Pronouncements

In May 2014, the FASB, issued ASU 2014-09 to provide guidance on recognizing revenue from contracts with customers. This ASU's core objective is for an entity to recognize revenue based on the consideration it expects to receive in exchange for goods or services. The Company has evaluated controls around the implementation of ASU 2014-09 and there was no significant impact on our control structure. See "— Revenue Recognition" above for additional information regarding the adoption of this standard.

In October 2016, the FASB issued ASU 2016-16 which removes the prohibition in Accounting Standards Codification ("ASC" or the "Codification") 740 against the immediate recognition of the current and deferred income tax effects of intra-entity transfers of assets other than inventory. The ASU is intended to reduce the complexity of ASC 740 and the diversity in practice related to the tax consequences of certain types of intra-entity asset transfers. ASU 2016-16 will be effective for annual periods beginning after December 31, 2017. The Company adopted ASU 2016-16 beginning January 1, 2018 and recorded deferred tax assets, along with a full valuation allowance, related to its subsidiaries in Ireland.

In January 2017, the FASB issued ASU 2017-01 to clarify the definition of a business with the objective of adding guidance to assist entities with evaluating whether transactions should be accounted for as acquisitions (or disposals) of assets or businesses. The amendments to the FASB Accounting Standards Codification were effective for public entities for annual and interim periods in fiscal years beginning after December 15, 2017. The Company adopted ASU 2017-01 on January 1, 2018. The Company determined that each of its real estate transactions completed during the year ended December 31, 2018 to be accounted for using the asset acquisition guidance and, accordingly, acquisition costs of \$5.7 million related to those acquisitions were capitalized.

In February 2017, the FASB issued ASU 2017-05 to clarify that a financial asset is within the scope of Subtopic 610-20 if it meets the definition, as amended, of an in substance nonfinancial asset. The provisions of ASU 2017-05 are effective for the Company as of January 1, 2018 as described above in “— Revenue Recognition.”

New Accounting Pronouncements

In February 2016, the FASB issued ASU 2016-02 which requires companies that lease assets to recognize on the balance sheet the right-of-use assets and related lease liabilities. The accounting by companies that own the assets leased by the lessee (the lessor) will remain largely unchanged from current GAAP. The guidance is effective for us as of January 1, 2019 using the modified retrospective approach.

In July 2018, the FASB issued ASU 2018-11, which allows lessors to account for lease and non-lease components by class of underlying assets, as a single lease component if certain criteria are met. Also, the new standard indicates that companies are permitted to recognize a cumulative-effect adjustment to the opening balance of retained earnings in the period of adoption in lieu of the modified retrospective approach and provides other optional practical expedients.

Upon adoption, we will elect the following practical expedients:

- The transition method in which the application date of January 1, 2019 is the beginning of the reporting period that we first applied the new guidance.
- The practical expedient package which allows an entity not to reassess (1) whether any expired or existing contracts are or contain leases; (2) the lease classification for any expired or existing leases; (3) initial direct costs for any existing leases.
- As an accounting policy election, a lessor may choose not to separate the non-lease components, by class of underlying assets, from the lease components and instead account for both types of components as a single component under certain conditions.

We have completed our evaluation of the impact that the adoption of ASU 2016-02 will have on the Company's consolidated financial statements relating to its leases from both the lessee and lessor perspective. Based on our analysis, we have identified the following changes resulting from the adoption of ASU 2016-02:

Lessor Accounting

- We are entitled to receive tenant reimbursements for operating expenses for common area maintenance. Based on guidance in these ASUs, CAM reimbursement revenue is defined as a non-lease component, which would be accounted for in accordance with ASC 606. However, we have elected to apply the practical expedient for all of our leases to account for the lease and non-lease components as a single, combined operating lease component.
- Capitalization of leasing costs is limited to initial direct costs. Initial direct costs have been defined as incremental costs of a lease that would not have been incurred if the lease had not been obtained. Legal costs will no longer be capitalized, but expensed as incurred. There will be no change in our accounting for lease inducements and commissions.
- Our existing leases will continue to be classified as operating leases, however, leases entered into or modified after January 1, 2019 may be classified as either operating or sales-type leases, based on specific classification criteria. We believe all of our leases will continue to be classified as operating leases, and all operating leases will continue to have a similar pattern of recognition as under current GAAP.

Lessee Accounting

- The Company has ground lease agreements in which the Company is the lessee for land underneath Bishop's Square that the Company currently accounts for as an operating lease. Upon adoption of ASU 2016-02, the Company has determined the lease liability is immaterial and will reclassify approximately €29.7 million (approximately \$33.9 million assuming a rate of \$1.14 per EUR as of December 31, 2018) from Intangible lease assets, net to a right-of-use asset in the Company's consolidated balance sheets.

We have evaluated controls around the implementation of these ASUs and have concluded there is no significant impact on our control structure.

3. INVESTMENT PROPERTY

Investment property consisted of the following amounts as of December 31, 2018 and December 31, 2017 (in thousands):

	December 31, 2018	December 31, 2017
Buildings and improvements ⁽¹⁾	\$ 693,834	\$ 491,289
Less: accumulated depreciation	(30,574)	(18,172)
Buildings and improvements, net	663,260	473,117
Land	123,929	99,716
Investment property, net	<u>\$ 787,189</u>	<u>\$ 572,833</u>

- (1) Included in buildings and improvements is approximately \$14.5 million and \$4.3 million of construction-in-progress related to the expansion at Bishop's Square as of December 31, 2018 and December 31, 2017, respectively. During the fourth quarter of 2017, the Company commenced construction at Bishop's Square to add an additional floor and make various upgrades and improvements to the property.

Recent Dispositions of Investment Property

In March 2018, the Company sold 2819 Loker Avenue East, a Class-A industrial property located in Carlsbad, California. The contract sales price for 2819 Loker Avenue East was \$38.3 million. The Company acquired 2819 Loker Avenue East in December 2014 for a contract purchase price of \$25.4 million. The Company recognized a gain on sale of this asset of \$14.5 million, which was recorded in gain on sale of real estate on the consolidated statements of operations and comprehensive income (loss).

Recent Acquisitions of Investment Property

In September 2018, the Company acquired Venue Museum District, a multi-family community located in Houston, Texas. The net purchase price was \$72.9 million, exclusive of transaction costs and closing prorations. Venue Museum District was constructed in 2009 and consists of 224 units that are presently 92% leased.

In October 2018, the Company acquired a leasehold interest in Fresh Park Venlo, a specialized logistics park located in Venlo, the Netherlands. The net purchase price for Fresh Park Venlo was €117.5 million (approximately \$136.3 million assuming a rate of \$1.16 per EUR as of the acquisition date), exclusive of transaction costs and working capital reserves.

In December 2018, the Company acquired Maintal Logistics, a portfolio of three industrial buildings located in Maintal, Germany. The net purchase price for Maintal Logistics was €38.3 million (approximately \$43.8 million assuming a rate of \$1.14 per EUR as of the acquisition date), exclusive of transaction costs and working capital reserves. Funding for the acquisition of Maintal Logistics was not required until February 2019, as a result, a liability of \$43.8 million was recorded in other liabilities on the balance sheet as of December 31, 2018. The Company funded the acquisition in February 2019.

See Note 4 — Recent Acquisitions of Real Estate for additional information regarding the Company's real estate portfolio.

As of December 31, 2018, the cost basis and accumulated amortization related to lease intangibles were as follows (in thousands):

	Lease Intangibles		
	In-Place Leases	Out-of-Market Lease Assets	Out-of-Market Lease Liabilities
Cost	\$ 118,585	\$ 5,558	\$ (22,318)
Less: accumulated amortization	(31,320)	(2,126)	4,284
Net	<u>\$ 87,265</u>	<u>\$ 3,432</u>	<u>\$ (18,034)</u>

As of December 31, 2017, the cost basis and accumulated amortization related to lease intangibles were as follows (in thousands):

	Lease Intangibles		
	In-Place Leases	Out-of-Market Lease Assets	Out-of-Market Lease Liabilities
Cost	\$ 116,222	\$ 4,716	\$ (18,490)
Less: accumulated amortization	(24,430)	(1,371)	2,551
Net	<u>\$ 91,792</u>	<u>\$ 3,345</u>	<u>\$ (15,939)</u>

Amortization expense of in-place leases was \$18.3 million, \$18.3 million and \$10.4 million for the years ended December 31, 2018, 2017 and 2016, respectively. Net amortization of out-of-market leases resulted in an increase to rental revenue of \$1.1 million, \$1.1 million and \$0.1 million for the years ended December 31, 2018, 2017 and 2016, respectively.

Anticipated amortization of the Company's in-place leases and out-of-market lease liabilities, net, for each of the years ending December 31, 2019 through December 31, 2023 are as follows (in thousands):

	In-Place Lease	Out-of-Market Leases, Net
2019	\$ 14,657	\$ (1,057)
2020	\$ 10,064	\$ (766)
2021	\$ 6,637	\$ (731)
2022	\$ 4,110	\$ (1,038)
2023	\$ 3,781	\$ (848)

Leases

The Company has entered into non-cancelable lease agreements with tenants for space. As of December 31, 2018, the approximate fixed future minimum rentals for each of the years ending December 31, 2019 through 2023 and thereafter for the Company's commercial properties are as follows (in thousands):

	Fixed Future Minimum Rentals
2019	\$ 52,357
2020	48,343
2021	40,847
2022	32,881
2023	30,951
Thereafter	148,329
Total	<u>\$ 353,708</u>

During the years ended December 31, 2018 and December 31, 2017, the Company did not earn more than 10% of its revenue from any individual tenants.

Of the Company's total rental revenue for the year ended December 31, 2016, approximately 21% was earned from the Commissioner of Public Works in Ireland, a state agency of Ireland, whose lease expires in 2028, 11% was earned from Western Digital, a tenant in the information industry, whose lease expires in 2021, and approximately 10% was earned from Acushnet, a tenant in the manufacturing industry, whose lease expires in 2028.

4. RECENT ACQUISITIONS OF REAL ESTATE

During each of the years ended December 31, 2018, 2017 and 2016, the Company acquired three properties for a total net purchase price of \$258.3 million, \$299.6 million and \$253.5 million, respectively. The amounts recognized for major assets acquired as of the acquisition date were determined by allocating the purchase price of each property acquired in 2018, 2017 and 2016 as follows (in thousands):

Property Name	Acquisition Date	Building and Improvements ⁽²⁾	Land ⁽²⁾	In-place Lease Intangibles ⁽²⁾	Out-of-Market Lease Intangibles, Net ⁽²⁾	Discount (premium) on assumed mortgage loan ⁽²⁾	Total ⁽²⁾
2018 ⁽¹⁾							
Venue Museum District	9/21/2018	\$ 52,538	\$ 17,409	\$ 3,240	\$ —	\$ —	\$ 73,187
Fresh Park Venlo	10/5/2018	\$ 128,977	\$ —	\$ 11,880	\$ (2,583)	\$ —	\$ 138,274
Maintal Logistics	12/31/2018	\$ 30,175	\$ 15,031	\$ 2,287	\$ (691)	\$ —	\$ 46,802
2017							
Rookwood	1/6/2017	\$ 132,466	\$ 45,320	\$ 27,477	\$ (12,275)	\$ 740	\$ 193,728
Montrose Student Residences	3/24/2017	\$ 33,705	\$ 5,691	\$ 1,282 ⁽³⁾	\$ (56)	\$ —	\$ 40,622
Queen's Court Student Residences	10/11/2017	\$ 50,894	\$ 14,086	\$ 1,819	\$ (1,513)	\$ —	\$ 65,286
2016							
Domain Apartments	1/29/2016	\$ 50,790	\$ 5,690	\$ 1,640	\$ —	\$ —	\$ 58,120
Cottonwood Corporate Center	7/5/2016	\$ 98,758	\$ 13,600	\$ 26,550	\$ 290	\$ —	\$ 139,198
Goodyear Crossing II	8/18/2016	\$ 41,620	\$ 7,270	\$ 5,280	\$ 2,030	\$ —	\$ 56,200

- (1) For more information on acquisitions completed during the year ended December 31, 2018, refer to Note 3 — Investment Property.
- (2) For acquisitions denominated in a foreign currency, amounts have been translated to U.S. dollars at a rate based on the exchange rate in effect on the acquisition date.
- (3) Includes \$0.6 million related to the retail areas of the Montrose Student Residences that have average lease terms between two years and 19 years.

Prior to January 1, 2018, acquisitions of properties were accounted for utilizing the acquisition method and, accordingly, were recorded at the estimated fair values of the assets acquired and liabilities assumed. For acquisitions completed prior to January 1, 2018, estimates of fair values were based upon inputs and assumptions summarized below. On January 1, 2018, the Company adopted ASU 2017-01, pursuant to which the Company determined its acquisitions completed since adoption to be accounted for using the asset acquisition guidance, and are not included in the summary of inputs and assumptions below. For more information on the adoption of ASU 2017-01, refer to Note 2 — Summary of Significant Accounting Policies.

The weighted average amortization period for the intangible assets and liabilities acquired in connection with the 2017 and 2016 acquisitions, as of the date of the respective acquisition, was as follows (in years):

	In-Place Leases	Above-Market Lease Assets	Below-Market Lease Liabilities
2017 Acquisitions:			
Rookwood	8.3	15.7	13.7
Montrose Student Residences	6.5	—	18.9
Queen's Court Student Residences ⁽¹⁾	0.9	—	—
2016 Acquisitions:			
Domain Apartments	0.6	—	—
Cottonwood Corporate Center	4.5	8.2	4.7
Goodyear Crossing II	3.1	3.1	—

(1) Excludes the effect of any 999-year leases, which significantly increases the weighted average useful life for these intangibles.

The table below includes the amounts of revenue and net income (loss) of the acquisitions completed during the year ended December 31, 2017, which are included in the Company's consolidated statements of operations and comprehensive income (loss) for the year ended December 31, 2017 (in thousands):

		For the Year Ended 12/31/2017
2017 Acquisitions		
Rookwood	Revenue	\$ 19,507
	Net income (loss)	\$ (7,041)
Montrose Student Residences	Revenue	\$ 2,579
	Net income (loss)	\$ (3,049)
Queen's Court Student Residences	Revenue	\$ 1,200
	Net income (loss)	\$ (1,415)

The following unaudited consolidated information is presented to give effect to the acquisitions completed during the year ended December 31, 2017 as if the acquisitions had occurred on January 1, 2016. The pro forma net loss was adjusted to exclude acquisition-related fees and expenses of \$10.0 million for the year ended December 31, 2017. For the year ended December 31, 2016, the pro forma net loss was adjusted to include acquisition fees and expenses of \$10.0 million, relating to the 2017 acquisitions, as if these fees and expenses had been incurred as of January 1, 2016.

The information below is not necessarily indicative of what the actual results of operations would have been had the Company completed these acquisitions on January 1, 2016, nor does it purport to represent the Company's future operations (in thousands):

	For the Years Ended December 31,	
	Pro Forma 2017	Pro Forma 2016
Revenues	\$ 64,883	\$ 52,794
Net income (loss) attributable to common stockholders	\$ (10,237)	\$ (16,833)

The table below includes the amounts of revenue and net income (loss) of the acquisitions completed during the year ended December 31, 2016, which are included in the Company's consolidated statements of operations and comprehensive income (loss) for the year ended December 31, 2016 (in thousands):

		For the Year Ended 12/31/2016	
2016 Acquisitions			
Domain Apartments	Revenue	\$	4,318
	Net income (loss)	\$	(1,524)
Cottonwood Corporate Center	Revenue	\$	7,420
	Net income (loss)	\$	(3,339)
Goodyear Crossing II	Revenue	\$	1,918
	Net income (loss)	\$	(164)

The following unaudited consolidated information is presented to give effect to the acquisitions completed during the year ended December 31, 2016 as if the acquisitions had occurred on January 1, 2015. The pro forma net loss was adjusted to exclude acquisition-related fees and expenses of \$7.5 million for the year ended December 31, 2016. For the year ended December 31, 2015, the pro forma net loss was adjusted to include acquisition fees and expenses of \$7.1 million, relating to the 2016 acquisitions, as if these fees and expenses had been incurred as of January 1, 2015.

The information below is not necessarily indicative of what the actual results of operations would have been had the Company completed this acquisition on January 1, 2015, nor does it purport to represent the Company's future operations (in thousands):

		For the Years Ended December 31,	
		Pro Forma 2016	Pro Forma 2015
Revenues	\$	35,616	\$ 34,333
Net income (loss) attributable to common stockholders	\$	(8,536)	\$ (21,958)

5. DEBT FINANCING

As of December 31, 2018 and 2017, the Company had approximately \$545.8 million and \$379.3 million of debt outstanding, respectively, with a weighted average years to maturity of 2.9 years and 3.8 years, and a weighted average interest rate of 2.85% and 2.63%, respectively. The following table describes the Company's debt outstanding at December 31, 2018 and 2017 (in thousands, except interest rates):

Description	Origination or Assumption Date	Maturity Date	Maximum Capacity in Functional Currency	Interest Rate Description	Interest Rate as of December 31, 2018	Principal Outstanding at December 31, 2018	Principal Outstanding at December 31, 2017
Secured Mortgage Debt							
Bishop's Square	3/3/2015	3/2/2022	€ 55,200	Euribor + 1.30% ⁽¹⁾	1.30%	\$ 63,171	\$ 66,124
Domain Apartments	1/29/2016	1/29/2020	\$ 34,300	Libor + 1.60%	4.10%	34,300	34,300
Cottonwood Corporate Center	7/5/2016	8/1/2023	\$ 78,000	Fixed	2.98%	74,110	75,811
Goodyear Crossing II	8/18/2016	8/18/2021	\$ 29,000	Libor + 2.00%	4.35%	29,000	29,000
Rookwood Commons	1/6/2017	7/1/2020	\$ 67,000	Fixed	3.13%	67,000	67,000
Rookwood Pavilion	1/6/2017	7/1/2020	\$ 29,000	Fixed	2.87%	29,000	29,000
Montrose Student Residences	3/24/2017	3/23/2022	€ 22,605	Euribor + 1.85% ⁽²⁾	1.85%	25,869	27,079
Queen's Court Student Residences	12/18/2017	12/18/2022	£ 29,500	Libor + 2.00% ⁽³⁾	2.83%	37,565	39,798
Venue Museum District	9/21/2018	10/9/2020	\$ 45,000	Libor + 1.95% ⁽⁴⁾	4.34%	45,000	—
Fresh Park Venlo	10/3/2018	8/15/2023	€ 75,000	Euribor + 1.50% ⁽⁵⁾	1.50%	85,809	—
Notes Payable						\$ 490,824	\$ 368,112
Affiliate Note Payable							
Restated Credit Facility with Hines	10/2/2017	12/31/2019	\$ 75,000	Variable	3.95%	55,000	11,200
Total Note Payable to Affiliate						\$ 55,000	\$ 11,200
Total Principal Outstanding						\$ 545,824	\$ 379,312
Unamortized discount ⁽⁶⁾						(316)	(528)
Unamortized financing fees ⁽⁷⁾						(3,069)	(1,932)
Total						\$ 542,439	\$ 376,852

- (1) On the loan origination date, the Company entered into a 2.00% Euribor interest rate cap agreement for €55.2 million (approximately \$63.2 million assuming a rate of \$1.14 per EUR as of December 31, 2018) as an economic hedge against the variability of future interest rates on this borrowing.
- (2) On the loan origination date, the Company entered into a 1.25% Euribor interest rate cap agreement for €17.0 million (approximately \$19.4 million assuming a rate of \$1.14 per EUR as of December 31, 2018) as an economic hedge against the variability of future interest rates on this borrowing.
- (3) On the loan origination date, the Company entered into a 2.00% Libor interest rate cap agreement for £22.1 million (approximately \$28.2 million assuming a rate of \$1.27 per GBP as of December 31, 2018) as an economic hedge against the variability of future interest rates on this borrowing.
- (4) On the loan origination date, the Company entered into a 3.50% Libor interest rate cap agreement for the full amount borrowed as an economic hedge against the variability of future interest rates on this borrowing.
- (5) On the loan origination date, the Company entered into a 2.00% Euribor interest rate cap agreement for €52.5 million (approximately \$60.1 million assuming a rate of \$1.14 per EUR as of December 31, 2018) as an economic hedge against the variability of future interest rates on this borrowing.
- (6) The Company assumed notes payable in connection with its acquisition of Rookwood, which were recorded at the estimated fair value as of the date of acquisition. The difference between the fair value at acquisition and the principal outstanding is amortized over the term of the related notes.

- (7) Deferred financing costs consist of direct costs incurred in obtaining debt financing. These costs are presented as a direct reduction from the related debt liability for permanent mortgages and presented as an asset for revolving credit arrangements. In total, deferred financing costs had a carrying value of \$3.1 million and \$1.9 million for the years ended December 31, 2018 and 2017. These costs are amortized into interest expense on a straight-line basis, which approximates the effective interest method, over the terms of the obligations. For the years ended December 31, 2018, 2017 and 2016, \$0.6 million, \$0.3 million and \$0.2 million of deferred financing costs were amortized into interest expense in the accompanying consolidated statement of operations, respectively.

Bishop's Square

In connection with the acquisition of Bishop's Square, a wholly-owned subsidiary of the Company entered into a secured facility agreement (the "Bishop's Square Facility") with DekaBank Deutsche Girozentrale totaling €55.2 million (approximately \$62.1 million assuming a rate of \$1.12 per EUR as of the transaction date). The Bishop's Square Facility requires quarterly interest payments, which commenced in July 2015, and repayment of principal upon the maturity of the Bishop's Square Facility on March 2, 2022. The Bishop's Square Facility has a floating interest rate of Euribor plus 1.30% and is subject to an interest rate cap with a strike rate of 2.0%. The Bishop's Square Facility may be repaid in full prior to maturity, subject to a prepayment premium if it is repaid in the first 3 years.

Domain Apartments

In connection with the acquisition of the Domain Apartments, the Company entered into a loan agreement with Wells Fargo Bank, National Association ("Wells Fargo") for a principal sum of \$34.3 million. Interest accrued on the loan is due and payable on the first business day of each month from February 2016 through the term of the loan. The loan has a floating interest rate of Libor + 1.60%. Repayment of principal is due upon the maturity of the loan on January 29, 2020. The Company has the option to extend the term for an additional one-year period, subject to the satisfaction of certain conditions. The loan may be prepaid at any time on or after July 29, 2017, subject to certain conditions, including but not limited to, providing 30 days' advance notice to Wells Fargo.

Cottonwood Corporate Center

In connection with the acquisition of Cottonwood Corporate Center, the Company entered into a loan agreement with Principal Life Insurance Company ("Principal Life") for a principal sum of \$78.0 million. Principal and interest accrued on the loan are due and payable on the first day of each month commencing in September 2016. The loan has a fixed interest rate per annum equal to 2.98% and matures on August 1, 2023. The loan may be prepaid at any time on or after April 1, 2023 without penalty, subject to certain conditions, including but not limited to providing 30 days' advance written notice to Principal Life, and in the event of prepayment of the loan prior to April 1, 2023, the payment of a prepayment penalty.

Goodyear Crossing II

In connection with the acquisition of Goodyear Crossing II, the Company entered into a loan agreement with SunTrust Bank ("SunTrust") for a principal sum of \$29.0 million. Interest accrued on the loan is due and payable on the fifth of each month commencing in October 2016. The loan has a floating interest rate of Libor + 2.00%. Repayment of principal is due upon the maturity of the loan on the earlier of (i) August 18, 2021, or (ii) the date on which the principal amount of the loan has been declared or automatically has become due and payable. The loan may be prepaid at any time, in whole or in part, without premium or penalty, subject to certain conditions, including but not limited to providing three days' advance written notice to SunTrust.

Rookwood

In connection with the acquisition of Rookwood, the Company entered into two loan assumption and modification agreements, with Nationwide Life Insurance Company ("Nationwide"), and with CLP-SPF Rookwood Commons, LLC and CLP-SPF Rookwood Pavilion, LLC. Pursuant to the loans, the Company assumed two secured mortgage facilities with a combined original principal amount of \$96.0 million. Interest accrued on the unpaid principal balance of the Rookwood Commons and Rookwood Pavilion secured mortgage facilities is due and payable on the first day of each month commencing in February 2017. The Rookwood Commons and Rookwood Pavilion secured mortgage facilities have fixed interest rates of 3.13% and 2.87%, respectively, and mature on July 1, 2020. Each secured mortgage facility may be prepaid in full, subject to certain conditions, including but not limited to providing 30 days' advance written notice to Nationwide.

Montrose Student Residences

In connection with the acquisition of the Montrose Student Residences, the Company entered into a secured facility agreement (the “Montrose Facility”) with Wells Fargo Bank, National Association London Branch, for €22.6 million (approximately \$24.4 million assuming a rate of \$1.08 per EUR as of the date of the agreement). Commencing on May 1, 2017, interest payments are due and payable each quarter and repayment of principal is due upon the maturity of the Montrose Facility on March 23, 2022. The Montrose Facility has a floating interest rate of Euribor plus 1.85% through September 2019. Commencing in October 2019, the Montrose Facility will have a floating interest rate of Euribor plus 1.85% or 2%, depending upon certain debt yield metrics. The Montrose Facility may be prepaid in full, or in part, subject to a prepayment fee if it is prepaid during the first two years. In addition, pursuant to the terms of the Montrose Facility, the Company entered into a €17.0 million (approximately \$19.4 million assuming a rate of \$1.14 per EUR as of December 31, 2018) five-year interest rate cap agreement, which effectively caps the Euribor interest rate on the Montrose Facility to 1.25%, to limit exposure to interest rate fluctuations.

Queen’s Court Student Residences

In connection with the acquisition of the Queen’s Court Student Residences, the Company entered into a secured facility agreement (the “Queen’s Court Facility”) with Wells Fargo Bank, National Association London Branch, for £29.5 million (approximately \$39.4 million assuming a rate of \$1.34 per GBP as of the date of the agreement). Commencing on May 1, 2018, interest payments are due and payable each quarter and repayment of principal is due upon the maturity of the Queen’s Court Facility on December 18, 2022. The Queen’s Court Facility has a floating interest rate of Libor plus 2.00%. The Queen’s Court Facility may be prepaid in full, or in part, subject to a prepayment fee if it is prepaid during the first two years. In addition, pursuant to the terms of the Queen’s Court Facility, the Company entered into a £22.1 million (approximately \$28.2 million assuming a rate of \$1.27 per GBP as of December 31, 2018) three-year interest rate cap agreement, which effectively caps the Libor interest rate on the Queen’s Court Facility to 2.00%, to limit exposure to interest rate fluctuations.

Venue Museum District

In connection with the acquisition of Venue Museum District, the Company entered into a secured facility agreement (the “Venue Facility”) with Natixis S.A., New York Branch (“Natixis”), for \$45.0 million. Commencing on November 9, 2018, interest payments are due and payable each month and repayment of principal is due upon the maturity of the Venue Facility on October 9, 2020. The Venue Facility has a floating interest rate of Libor plus 1.95%. The Venue Facility may be prepaid in full, or in part, on any date subject to certain conditions, including but not limited to providing 15 days’ advance written notice to Natixis. In addition, pursuant to the terms of the Venue Facility, the Company entered into a two-year interest rate cap agreement for the full amount borrowed, which effectively caps the Libor interest rate on the Venue Facility to 3.50%, to limit exposure to interest rate fluctuations.

Fresh Park Venlo

In connection with the acquisition of a leasehold interest in Fresh Park Venlo, the Company entered into a secured facility agreement (the “Fresh Park Venlo Facility”) with Deutsche Pfandbriefbank AG (“PBB”), for €75.0 million (approximately \$87.0 million assuming a rate of \$1.16 per EUR on the date of the transaction). Interest accrued on the Fresh Park Venlo Facility is due and payable quarterly on the fifteenth day of February, May, August, and November in each year, with the first interest payment date being November 15, 2018. The Fresh Park Venlo Facility has a floating interest rate of Euribor + 1.50% per annum. The Fresh Park Venlo Facility may be prepaid at any time, beginning ten business days after the date of the Fresh Park Venlo Facility, subject to certain prepayment fees and conditions, including but not limited to providing not less than 5 days’ advance written notice to PBB. In accordance with the terms of the Fresh Park Venlo Facility, the Company entered into a €52.5 million (approximately \$60.1 million assuming a rate of \$1.14 per EUR as of December 31, 2018) interest rate cap at 2.00% to limit exposure to interest rate fluctuations, which expires on August 15, 2023.

Hines Credit Facility

On December 15, 2014, the Company entered into a credit facility with Hines (the “Hines Credit Facility”) with a maximum principal amount of \$75.0 million with interest and payment terms similar to the Restated Hines Credit Facility described below. The Hines Credit Facility had a maturity date of December 15, 2017. The Company terminated the Hines Credit Facility on October 2, 2017 and subsequently the Operating Partnership entered into the Restated Hines Credit Facility with Hines on October 2, 2017 which is described below.

Restated Hines Credit Facility

On October 2, 2017, the Operating Partnership entered into an uncommitted loan agreement (the “Restated Hines Credit Facility”) with Hines for a maximum principal amount of \$240.0 million. On November 30, 2017, the Operating Partnership amended the Restated Hines Credit Facility to reduce the maximum principal amount to \$75.0 million and further amended it in December 2018 to extend the maturity date as described below. Interest on each advance under the Restated Hines Credit Facility is charged monthly at a variable rate, which is (i) Hines’ then-current borrowing rate under its revolving credit facility or (ii) if the Operating Partnership enters into a revolving credit facility (“the OP Facility”), the rate under such facility. Each advance under the Restated Hines Credit Facility must be repaid within six months, subject to one six-month extension at the option of the Operating Partnership and subject to the satisfaction of certain conditions. Effective as of December 13, 2018, the Restated Hines Credit Facility will terminate on the earlier of (a) the termination of the availability period as determined by Hines at its discretion (which will not impact the maturity date of any outstanding or previously approved advance under the loan agreement); (b) December 31, 2019; and (c) the date Hines accelerates the repayment of the loan agreement pursuant to any event of default.

Notwithstanding that each advance under the Restated Hines Credit Facility matures six months after it is made, the Operating Partnership is required to repay each advance with any capital raised, unless the Operating Partnership enters into a revolving credit facility, at which point the Operating Partnership may use such proceeds from its public offering to repay the OP Facility, if any, prior to repaying any advances under the Restated Hines Credit Facility. The Restated Hines Credit Facility also permits voluntary prepayment of principal and accrued interest.

The Restated Hines Credit Facility requires the maintenance of certain financial covenants beginning the earlier of (a) September 30, 2018 or (b) the effective date of the OP Facility, if any, which includes covenants concerning indebtedness to total asset value. In addition, the Restated Hines Credit Facility contains customary affirmative and negative covenants, which, among other things, prohibit the Company and the Operating Partnership from: (i) merging with other companies or changing ownership interest; (ii) selling all or substantially all of the Company’s assets or properties; and (iii) if in default under the loan agreement, paying distributions to the Company’s stockholders other than as required to maintain the Company’s status as a real estate investment trust. The Restated Hines Credit Facility also requires the Company to deliver to Hines certain quarterly and annual financial information.

For the year ended December 31, 2018, the Company made draws of \$90.5 million and made payments of \$46.7 million under the Restated Hines Credit Facility. The Company had \$55.0 million outstanding on December 31, 2018. From January 1, 2019 through March 29, 2019, the Company made \$14.0 million in additional draws and made \$37.5 million in additional payments under the Restated Hines Credit Facility, which resulted in the Company having a \$31.5 million outstanding balance under the Restated Hines Credit Facility as of March 29, 2019.

Financial Covenants

The Company’s mortgage and other loan documents for the debt described in the table above contain customary events of default, with corresponding grace periods, including payment defaults, bankruptcy-related defaults, and customary covenants, including limitations on liens and indebtedness and maintenance of certain financial ratios. The Company is not aware of any instances of noncompliance with financial covenants as of December 31, 2018.

Principal Payments on Debt

The Company is required to make the following principal payments on its outstanding notes payable for each of the years ending December 31, 2019 through December 31, 2023 and for the period thereafter (in thousands).

	Payments Due by Year					
	2019	2020	2021	2022	2023	Thereafter
Principal payments	\$ 56,751	\$ 177,104	\$ 30,859	\$ 128,520	\$ 152,590	\$ —

As of March 29, 2019, the Company is required to make \$65.8 million in principal payments on its outstanding notes payable that mature through March 2020, \$31.5 million of which relates to the Company’s credit facility with Hines. The Company expects to be able to repay with cash on hand or proceeds raised from its current offering, or to be able to refinance the debt terms on the principal outstanding.

6. DERIVATIVE INSTRUMENTS

The Company entered into several interest rate cap contracts in connection with certain of its secured mortgage loans in order to limit its exposure against the variability of future interest rates on one of its variable interest rate borrowings. The Company's interest rate cap agreements have economically limited the interest rate on the loan to which they relate. The Company has not designated this derivative as a hedge for accounting purposes. The Company has not entered into a master netting arrangement with its third-party counterparty and does not offset on its consolidated balance sheets the fair value amount recorded for its derivative instrument.

The Company has also entered into foreign currency forward contracts as economic hedges against the variability of foreign exchange rates related to its international investments. These forward contracts fixed the currency exchange rates on each of the investments to which they related. The Company did not designate any of these contracts as fair value or cash flow hedges for accounting purposes. In September 2018, the Company entered into a €43.0 million foreign currency forward contract with an effective date of September 28, 2018 and a trade date of October 1, 2018, in connection with the purchase of Fresh Park Venlo. Additionally, in November 2018, the Company entered into a €15.0 million foreign currency forward contract with an effective date of November 28, 2018 and a trade date of December 20, 2018, in connection with the purchase of Maintal Logistics.

The table below provides additional information regarding the Company's interest rate cap contracts (in thousands, except percentages).

Interest Rate Cap Contracts

Property	Effective Date	Expiration Date	Notional Amount ⁽¹⁾	Interest Rate Received	Pay Rate / Strike Rate
Bishop's Square	March 3, 2015	April 25, 2020 ⁽²⁾	\$ 63,171	Euribor	2.00%
Montrose Student Residences	March 24, 2017	March 23, 2022	\$ 19,402	Euribor	1.25%
Queen's Court Student Residences	December 20, 2017	December 20, 2020	\$ 28,174	Libor	2.00%
Venue Museum District	September 21, 2018	October 9, 2020	\$ 45,000	Libor	3.50%
Fresh Park Venlo	October 8, 2018	August 15, 2023	\$ 60,067	Euribor	2.00%

- (1) For notional amounts denominated in a foreign currency, amounts have been translated at a rate based on the rate in effect on December 31, 2018.
- (2) On February 20, 2018, the Company extended the expiration date on its interest rate cap contract relating to the Bishop's Square secured facility agreement with DekaBank Deutsche Girozentrale from April 25, 2018 to April 25, 2020.

The table below provides additional information regarding the Company's foreign currency forward contracts that are outstanding as of December 31, 2018 (in thousands).

Foreign Currency Forward Contracts

Effective Date	Expiration Date	Notional Amount	Buy/Sell	Traded Currency Rate
December 20, 2018	February 25, 2019	€ 15,000	EUR/USD	\$ 1.14

The table below presents the effects of the changes in fair value of the Company's derivative instrument in the Company's consolidated statements of operations and comprehensive income (loss) for the years ended December 31, 2018 and 2017 (in thousands):

	Gain (Loss) Recorded on Derivative Instruments	
	Year Ended	
	12/31/2018	12/31/2017
Derivatives not designated as hedging instruments:		
Interest rate caps	\$ (236)	\$ (134)
Foreign currency forward contracts	(36)	(238)
Total gain (loss) on derivatives	\$ (272)	\$ (372)

7. STOCKHOLDERS' EQUITY

The Company raises capital for its investments through public offerings of its common stock. In connection with the Restructuring and the Follow-On Offering, on November 30, 2017, the Company (i) redesignated its issued and outstanding Class A shares of common stock, Class T shares of common stock, Class I shares of common stock and Class J shares of common stock as "Class AX shares," "Class TX shares," "Class IX shares" and "Class JX shares," (collectively, the "IPO Shares") respectively, and (ii) reclassified the authorized but unissued portion of its common stock into four additional classes of shares of common stock: "Class T shares," "Class S shares," "Class D shares," and "Class I shares." The Company is offering its shares of common stock in the Follow-on Offering in any combination of Class T shares, Class S shares, Class D shares and Class I shares (collectively, the "Follow-on Offering Shares"). All shares of the Company's common stock have the same voting rights and rights upon liquidation, although distributions received by the Company's stockholders are expected to differ due to the distribution and stockholder servicing fees payable with respect to the applicable share classes, which reduce distributions.

The Company complies with the FASB ASC 480 "Distinguishing Liabilities from Equity" which requires, among other things, that financial instruments that represent a mandatory obligation of the Company to repurchase shares be classified as liabilities and reported at settlement value. When shares are tendered for redemption and approved by the board of directors, the Company will reclassify such obligations from equity to an accrued liability based upon their respective settlement values and redeem those shares in the subsequent month pursuant to the Company's current share redemption program.

Common Stock

As of December 31, 2018 and 2017, the Company had the following classes of shares of common stock authorized, issued and outstanding (in thousands):

	December 31, 2018			December 31, 2017		
	Shares Authorized	Shares Issued	Shares Outstanding	Shares Authorized	Shares Issued	Shares Outstanding
Class AX common stock, \$0.001 par value per share	40,000	19,123	19,123	40,000	19,206	19,206
Class TX common stock, \$0.001 par value per share	40,000	19,969	19,969	40,000	19,958	19,958
Class IX common stock, \$0.001 par value per share	10,000	96	96	10,000	92	92
Class JX common stock, \$0.001 par value per share	10,000	—	—	10,000	—	—
Class T common stock, \$0.001 par value per share	350,000	2,858	2,858	350,000	—	—
Class S common stock, \$0.001 par value per share	350,000	—	—	350,000	—	—
Class D common stock, \$0.001 par value per share	350,000	1,479	1,479	350,000	—	—
Class I common stock, \$0.001 par value per share	350,000	59	59	350,000	—	—

The tables below provide information regarding the issuances and redemptions of each class of shares of the Company's common stock during the year ended December 31, 2018, 2017 and 2016 (in thousands). There were no Class JX and S shares issued, redeemed or outstanding during the year ended December 31, 2018.

	Class AX		Class TX		Class IX		Class T		Class D		Class I		Total	
	Shares	Amount	Shares	Amount	Shares	Amount	Shares	Amount	Shares	Amount	Shares	Amount	Shares	Amount
Balance as of January 1, 2018	19,206	\$ 19	19,958	\$ 20	92	\$ —	—	\$ —	—	\$ —	—	\$ —	39,256	\$ 39
Issuance of common shares	566	1	635	2	4	—	2,858	3	1,479	1	59	—	5,601	7
Redemption of common shares	(649)	(1)	(624)	(1)	—	—	—	—	—	—	—	—	(1,273)	(2)
Balance as of December 31, 2018	19,123	\$ 19	19,969	\$ 21	96	\$ —	2,858	\$ 3	1,479	\$ 1	59	\$ —	43,584	\$ 44

	Class AX		Class TX		Class IX		Total	
	Shares	Amount	Shares	Amount	Shares	Amount	Shares	Amount
Balance as of January 1, 2017	16,469	\$ 16	10,074	\$ 10	—	\$ —	26,543	\$ 26
Issuance of common shares	3,874	4	10,841	11	92	—	14,807	15
Redemption of common shares ⁽¹⁾	(1,137)	(1)	(957)	(1)	—	—	(2,094)	(2)
Balance as of December 31, 2017	19,206	\$ 19	19,958	\$ 20	92	\$ —	39,256	\$ 39

- (1) Prior to the commencement of our Follow-on Offering, in October 2017, the Company commenced a self-tender offer for up to \$200.0 million in IPO Shares at a price of \$9.69 per share. The Company redeemed a total of 1.9 million IPO Shares for an aggregate cost of \$18.7 million in November 2017 in connection with the Company's self-tender offer.

	Class AX		Class TX		Total	
	Shares	Amount	Shares	Amount	Shares	Amount
Balance as of January 1, 2016	10,275	\$ 10	787	\$ 1	11,062	\$ 11
Issuance of common shares	6,270	6	9,287	9	15,557	15
Redemption of common shares	(76)	—	—	—	(76)	—
Balance as of December 31, 2016	16,469	\$ 16	10,074	\$ 10	26,543	\$ 26

Distributions

With the authorization of the Company's board of directors, the Company declared distributions monthly from January 2018 through December 31, 2018 at a gross distribution rate of \$0.05083 per month, and from January 2019 through March 31, 2019 at a gross distribution rate of \$0.05208 per month, for each share class, less any applicable distribution and stockholder servicing fees. Distributions will be made on all classes of the Company's common stock at the same time. All distributions were paid in cash or reinvested in shares of the Company's common stock for those participating in the Company's distribution reinvestment plan and have been paid or issued, respectively, on the first business day following the completion of the month to which they relate. Distributions reinvested pursuant to the Company's distribution reinvestment plan were reinvested in shares of the same class as the shares on which the distributions were made. Some or all of the cash distributions may be paid from sources other than cash flows from operations.

The following table outlines the Company's total distributions declared to stockholders for the years ended December 31, 2018, 2017 and 2016, including the breakout between the distributions declared in cash and those reinvested pursuant to the Company's distribution reinvestment plan (in thousands).

Distributions for the Years Ended	Stockholders		
	Cash Distributions	Distributions Reinvested	Total Declared
December 31, 2018	\$ 10,480	\$ 12,146	\$ 22,626
December 31, 2017	\$ 9,226	\$ 10,547	\$ 19,773
December 31, 2016	\$ 4,926	\$ 5,186	\$ 10,112

The table below outlines the net distributions declared for each class of shares for the years ended December 31, 2018, 2017 and 2016. The net distributions presented below are representative of the gross distribution rate declared by the Company's board of directors less any applicable ongoing distribution and stockholder servicing fees, which is more fully described in Note 8 — Related Party Transactions.

	2018	2017	2016
Distributions declared per Class AX share, net	\$ 0.61	\$ 0.60	\$ 0.58
Distributions declared per Class TX share, net	\$ 0.51	\$ 0.50	\$ 0.49
Distributions declared per Class IX share, net	\$ 0.59	\$ 0.39	\$ —
Distributions declared per Class T share, net	\$ 0.51	\$ —	\$ —
Distributions declared per Class S share, net	\$ 0.51	\$ —	\$ —
Distributions declared per Class D share, net	\$ 0.59	\$ —	\$ —
Distributions declared per Class I share, net	\$ 0.61	\$ —	\$ —

8. RELATED PARTY TRANSACTIONS

The table below outlines fees and expense reimbursements incurred that are payable by the Company to Hines and its affiliates for the years ended December 31, 2018, 2017 and 2016 and amounts unpaid as of December 31, 2018 and 2017 (in thousands):

Type and Recipient	Incurred During the Years Ended December 31,			Unpaid as of	
	2018	2017	2016	12/31/2018	12/31/2017
Selling Commissions- Dealer Manager	\$ 837	\$ 4,021	\$ 5,339	\$ 4	\$ —
Dealer Manager Fee- Dealer Manager	146	1,744	3,017	3	—
Distribution & Stockholder Servicing Fees- Dealer Manager	2,411	4,947	4,858	8,332	8,249
Organization and Offering Costs- the Advisor	3,273	4,753	3,107	9,001	5,728
Acquisition Fees- the Advisor	—	6,741	5,704	—	2
Asset Management Fees- the Advisor ⁽¹⁾	5,004	4,940	948	1,317	1,561
Other- the Advisor ⁽²⁾	2,316	1,827	1,183	691	464
Performance Participation Allocation- the Advisor	5,954	251	—	5,954	251
Interest Expense- Hines ⁽³⁾	926	676	64	151	10
Property Management Fees- Hines	1,093	858	265	78	37
Construction Management Fees- Hines	472	236	—	28	19
Leasing Fees- Hines	388	263	—	228	17
Expense Reimbursements- Hines (with respect to management and operations of the Company's properties)	2,168	1,599	675	235	304
Total	\$ 24,988	\$ 32,856	\$ 25,160	\$ 26,022	\$ 16,642

- (1) The Advisor waived \$1.3 million in asset management fees payable to it during the year ended December 31, 2016. See “—Advisory Agreement” below for a discussion of the asset management fee waiver.
- (2) Includes amounts the Advisor paid on behalf of the Company such as general and administrative expenses and acquisition-related expenses. These amounts are generally reimbursed to the Advisor during the month following the period in which they are incurred.
- (3) Includes amounts paid related to the Hines Credit Facility and the Hines Restated Credit Facility.

As described more fully in Note 1 — Organization, the Company commenced its Initial Offering in August 2014 and commenced the Follow-on Offering in December 2017. Described below are the fees payable to Hines and its affiliates in connection with the Initial Offering the Follow-on Offering.

Dealer Manager Agreement

Initial Offering

The table below summarizes the fees paid to the Dealer Manager with respect to the sale of IPO Shares in the Initial Offering. The upfront selling commissions and dealer manager fees were a percentage of the gross offering proceeds of the shares sold in the primary offering. No upfront selling commissions or dealer manager fees were paid with respect to shares issued under the Company's distribution reinvestment plan.

	Class AX Shares	Class TX Shares	Class IX Shares
Selling Commissions	7.00%	2.00%	None
Dealer Manager Fee Paid by the Company from Offering Proceeds	1.50%	1.25%	None
Advisor Payment of a Portion of the Dealer Manager Fee ⁽¹⁾	1.50%	1.50%	1.50%
Annual Distribution and Stockholder Servicing Fee ⁽²⁾	None	1.00%	0.25%

- (1) Pursuant to the Dealer Manager Agreement for the Initial Offering, the Advisor paid a portion of the dealer manager fees payable to the Dealer Manager in an amount equal to 1.5% of the gross offering proceeds with respect to Class AX shares, Class TX shares, and Class IX shares sold in the primary portion of the Initial Offering on and after August 2, 2016. The Advisor was not reimbursed by the Company in any way for the payment of such dealer manager fees.
- (2) In addition, the Dealer Manager received annual distribution and stockholder servicing fees of 1.0% or 0.25% of the gross offering price per share through October 2, 2017 and now, since we are no longer offering IPO shares, continues to receive 1.0% or 0.25% of the most recently determined NAV per share for the Class TX shares and Class IX shares purchased and outstanding. The Company will cease paying the distribution and stockholder servicing fees with respect to any particular Class TX share or Class IX share and that Class TX share or Class IX share will convert into a number of Class AX shares or Class JX shares, respectively, on the occurrence of earlier of: (i) a listing of the Class A shares on a national securities exchange; (ii) a merger or consolidation of the Company with or into another entity, or the sale or other disposition of all or substantially all of the Company's assets; (iii) the end of the month in which the Dealer Manager determines that total underwriting compensation paid in the Initial Offering including the distribution and stockholder servicing fees paid on all IPO Shares sold in the Initial Offering is equal to 10.0% of the gross proceeds of the Offering from the sale of the IPO Shares; (iv) the end of the month in which the transfer agent, on behalf of the Company, determines that underwriting compensation paid in the primary offering including the distribution and stockholder servicing fee paid with respect to the Class TX shares or Class IX shares held by a stockholder within his or her particular account equals 10.0% of the gross offering price at the time of investment of the Class TX shares or Class IX shares held in such account; and (v) on any Class TX share or Class IX share that is redeemed or repurchased.

Follow-On Offering

The table below summarizes the fees payable to the Dealer Manager effective as of December 6, 2017, the effective date of the Restructuring with respect to the sale of Follow-On Offering Shares. The upfront selling commissions and dealer manager fees are based on a percentage of the gross offering proceeds of the shares sold in the primary offering. No upfront selling commissions or dealer manager fees are payable with respect to shares issued under the Company's distribution reinvestment plan.

	Class T shares	Class S shares	Class D shares	Class I shares
Selling Commission	3.0%	3.5%	None	None
Dealer Manager Fee	0.5%	None	None	None
Ongoing Distribution and Stockholder Servicing Fee (as a percentage of NAV) ⁽¹⁾	1.0%	1.0%	0.25%	None

- (1) The Company records distribution and stockholder servicing fees as a reduction to additional paid-in capital and the related liability in an amount equal to the maximum fees payable on the date the shares are issued. The liability will be relieved over time, as the fees are paid to the Dealer Manager, or it will be adjusted if the fees are no longer payable. For the years

ended December 31, 2018 and 2017, the Company has recorded a liability of \$8.3 million and \$8.2 million, respectively, related to these fees, which is included in due to affiliates on the consolidated balance sheets.

The Company will cease paying distribution and stockholder servicing fees with respect to any Class T share, Class S share or Class D share at the end of the month in which the transfer agent, on the Company's behalf, determines that the total upfront selling commissions, dealer manager fees and distribution and stockholder servicing fees paid with respect to such Class T shares, Class S shares or Class D shares, as applicable, held by a stockholder within his or her particular account equals 8.75% (or, in the case of shares sold through certain participating broker dealers, a lower limit as set forth in any applicable agreement between our Dealer Manager and a participating broker dealer) of the gross proceeds from the sale of such Class T shares, Class S shares or Class D shares (including the gross proceeds of any shares issued under the Company's distribution reinvestment plan with respect thereto).

In addition, the Company will cease paying distribution and stockholder servicing fees with respect to Class T shares, Class S shares and Class D shares on the earlier to occur of the following: (i) a listing of the Company's common shares, (ii) the Company's merger or consolidation with or into another entity, or the sale or other disposition of all or substantially all of our assets or (iii) the date following the completion of the primary portion of the Follow-On Offering on which, in the aggregate, underwriting compensation from all sources in connection with the Follow-On Offering, including upfront selling commissions, dealer manager fees, distribution and stockholder servicing fees and other underwriting compensation, is equal to 10% of the gross proceeds from our Follow-On Offering.

Advisory Agreement

Pursuant to the Advisory Agreement and the Operating Partnership Agreement (as amended and restated on March 6, 2018), the Company is required to pay the following fees and expense reimbursements:

Acquisition Fee

Prior to December 6, 2017, the effective date of the Restructuring, the Advisor received acquisition fees of 2.25% of (i) the purchase price of real estate investments acquired, including any debt attributable to such investments, or the total principal amounts borrowed under any loans made or acquired directly by the Company, or (ii) when the Company made an investment or made or acquired a loan indirectly through another entity, such investment's pro rata share of the gross asset value of real estate investments held by that entity, including any debt attributable to such investments, or the total principal amount borrowed under any loans made or acquired by that entity. As of the effective date of the Restructuring, we will no longer pay acquisition fees to the Advisor.

Asset Management Fee

The Advisor also receives asset management fees of 0.0625% per month of the cost of the Company's real estate investments at the end of each month; provided that, with respect to real estate investments included in the Company's board of director's most recent determination of the Company's NAV per share, the asset management fees will be equal 0.0625% per month of the most recently determined value of such real estate investments at the end of each month. As of the effective date of the Restructuring, the asset management fee cannot exceed an amount equal to 1/12th of 1.25% of the Company's NAV at the end of each applicable month. Additionally, as of the effective date of the Restructuring, the asset management fee can be paid, at the Advisor's election, in cash, Class I shares or Class I OP units of the Operating Partnership.

In addition, the Advisor agreed to waive the asset management fees for each quarter through December 31, 2016, to the extent that the Company's MFFO, for a particular quarter, as disclosed in the Company's Annual Report on Form 10-K or Quarterly Report on Form 10-Q, as applicable, amounted to less than 100% of the aggregate distributions declared to the Company's stockholders for such quarter. Pursuant to this waiver agreement, the Advisor waived \$1.3 million in asset management fees payable to it during the year ended December 31, 2016. As a result of these fee waivers, cash flows from operations that would have been paid to the Advisor for asset management fees were available to pay distributions to stockholders. These fee waivers were not deferrals and accordingly, any fees that were waived will not be paid to the Advisor in cash at any time in the future.

Performance Participation Allocation

As of the effective date of the Restructuring, the Advisor is also entitled to an annual performance participation allocation of 12.5% of the total return earned on an investment in the Company's shares each year. This performance participation allocation is subject to investors earning a 5% annual return, after considering the effect of any losses carried forward from the

prior year (as defined in the Operating Partnership agreement). The performance participation allocation accrues monthly and is payable after the completion of each calendar year.

Acquisition Expense Reimbursements

The Company reimburses the Advisor and its affiliates for out-of-pocket expenses in connection with the selection, evaluation, structuring, acquisition, origination, financing and development of properties and real estate-related securities, whether or not such investments are acquired.

Expense Reimbursements

The Company reimburses the Advisor for all expenses paid or incurred by the Advisor in connection with the services provided to the Company, subject to the limitation that the Company will not reimburse the Advisor for any amount by which its operating expenses (including the asset management fee and the performance participation allocation) at the end of the four preceding fiscal quarters exceeds the greater of: (A) 2.0% of its average invested assets, or (B) 25.0% of its net income determined without reduction for any additions to reserves for depreciation, bad debts or other similar non-cash reserves and excluding any gain from the sale of the Company's assets for that period (the "2%/25% Limitation"). Notwithstanding the above, the Company may reimburse the Advisor for expenses in excess of this limitation if a majority of the independent directors determines that such excess expenses are justified based on unusual and non-recurring factors. For the four fiscal quarters ended September 30, 2015, the Company's total operating expenses exceeded the 2%/25% Limitation. Based upon a review of unusual and non-recurring factors, including but not limited to the Company being in the early stages of raising and deploying capital, the limited number of assets acquired to date and the timing of those acquisitions, a majority of the Company's independent directors determined that the excess expenses were justified and thus reimbursable to the Advisor. For the four fiscal quarters ended December 31, 2018, the Company's total operating expenses did not exceed the 2%/25% Limitation.

Organization and Offering Costs

Organization and offering costs consist of, among other costs, expenses of the Company's organization, actual legal, accounting, bona fide out-of-pocket itemized and detailed due diligence costs, printing, filing fees, transfer agent costs, postage, escrow fees, data processing fees, advertising and sales literature and other offering-related costs. Organization and offering costs include expenses that are deemed issuer costs and certain expenses that are deemed underwriting compensation, but exclude selling commissions, dealer manager fees and distribution and stockholder servicing fees. Organizational costs, such as expenses associated with the formation of the Company and its board of directors, are expensed as incurred, and offering-related costs are recorded as an offset to additional paid-in capital. Prior to the Restructuring, the Company reimbursed the Advisor and its affiliates for any organization and offering costs deemed issuer costs related to the Initial Offering that it paid on the Company's behalf. Further, the Advisory Agreement was amended, effective February 29, 2016, to reflect that the Company would not reimburse the Advisor for the cumulative organization and offering costs incurred in connection with the Company's organization and public offerings, in excess of 2.5% of gross offering proceeds from the Company's public offerings. On April 14, 2016, the Advisor reimbursed the Company for \$4.0 million in organization and offering costs that the Company had previously reimbursed to the Advisor in excess of this 2.5% cap.

Effective as of December 6, 2017, the Advisor agreed to advance all of the Company's organization and offering costs related to the Follow-On Offering through December 31, 2018. The Company will reimburse the Advisor for all such advanced expenses as well as any organization and offering costs incurred by the Advisor related to the Initial Offering ratably from January 1, 2019 through December 31, 2023 to the extent cumulative organization and offering costs do not exceed an amount equal to 2.5% of gross offering proceeds from the Company's public offerings. Following December 31, 2023, the Company will reimburse the Advisor for any organization and offering costs that it incurs on its behalf, as and when incurred, to the extent that aggregate reimbursements to the Advisor for cumulative organization and offering costs do not exceed an amount equal to 2.5% of the gross offering proceeds from the Company's public offerings. The total reimbursement related to organization and offering costs, selling commissions, dealer manager fees and the distribution and stockholder servicing fees may not exceed 15.0% of gross proceeds from the Offering.

From inception to December 31, 2018, organization and offering costs incurred by the Advisor on the Company's behalf totaled \$19.1 million. The Company has recorded a liability equal to all unreimbursed organization and offering costs that have been incurred to date to reflect its expectation that all of these amounts will be reimbursed to the Advisor in the future.

Property Management and Leasing Agreements

The Company pays Hines fees for the management and leasing of the Company's properties. Property management fees will be paid in an amount equal to a market-based percentage of the gross revenues of the properties managed by Hines. In addition, if Hines provides leasing services with respect to a property, the Company will pay Hines leasing fees in an amount equal to the leasing fees charged by unaffiliated persons rendering comparable services in the same geographic area of the applicable property. The Company generally will be required to reimburse Hines for certain operating costs incurred in providing property management and leasing services pursuant to the property management and leasing agreements. Included in this reimbursement of operating costs will be the cost of personnel and overhead expenses related to such personnel located at the property as well as off-site personnel located in Hines' headquarters and regional offices, to the extent the same relate to or support the performance of Hines' duties under the agreement.

Hines may perform construction management services for the Company for both re-development activities and tenant construction. These fees are considered incremental to the construction effort and will be capitalized to the associated real estate project as incurred. Costs related to tenant construction will be depreciated over the estimated useful life. Costs related to redevelopment activities will be depreciated over the estimated useful life of the associated project. Leasing activities will generally be performed by Hines on the Company's behalf. Leasing fees will be capitalized and amortized over the life of the related lease.

Fees for Other Services

The Company retains certain of the Advisor's affiliates, from time to time, for services relating to the Company's investments or operations, which may include corporate services, statutory services, transaction support services (including but not limited to coordinating with brokers, lawyers, accountants and other advisors, assembling relevant information, conducting financial and market analyses, and coordinating closing procedures) and loan management and servicing, and within one or more such categories, providing services in respect of asset and/or investment administration, accounting, technology, tax preparation, finance (including but not limited to budget preparation and preparation and maintenance of corporate models), treasury, operational coordination, risk management, insurance placement, human resources, legal and compliance, valuation and reporting-related services, as well as services related to mortgage servicing, group purchasing, healthcare, consulting/brokerage, capital markets/credit origination, property, title and/or other types of insurance, management consulting and other similar operational matters. Any fees paid to the Advisor's affiliates for any such services will not reduce the asset management fee otherwise payable to the Advisor. Any such arrangements will be at market rates.

9. FAIR VALUE MEASUREMENTS

Fair values determined by Level 1 inputs utilize quoted prices (unadjusted) in active markets for identical assets or liabilities the Company has the ability to access. Fair values determined by Level 2 inputs utilize inputs other than quoted prices included in Level 1 that are observable for the asset or liability, either directly or indirectly. Level 2 inputs include quoted prices for similar assets and liabilities in active markets and inputs other than quoted prices observable for the asset or liability, such as interest rates and yield curves observable at commonly quoted intervals. Level 3 inputs are unobservable inputs for the asset or liability, and include situations where there is little, if any, market activity for the asset or liability. In instances in which the inputs used to measure fair value may fall into different levels of the fair value hierarchy, the level in the fair value hierarchy within which the fair value measurement in its entirety has been determined is based on the lowest level input significant to the fair value measurement in its entirety. The Company's assessment of the significance of a particular input to the fair value measurement in its entirety requires judgment, and considers factors specific to the asset or liability.

Financial Instruments Measured on a Recurring Basis

As described in Note 6 — Derivative Instruments, the Company entered into several interest rate contracts as economic hedges against the variability of future interest rates on its variable interest rate borrowings. The valuation of these derivative instruments is determined based on assumptions that management believes market participants would use in pricing, using widely accepted valuation techniques including discounted cash flow analysis on the expected cash flows of each derivative. This analysis reflects the contractual terms of the derivatives, including the period to maturity, and uses observable market-based inputs, including interest rate curves and implied volatilities. The fair values of interest rate contracts have been determined using the market standard methodology of netting the discounted future fixed cash receipts (or payments) and the discounted expected variable cash payments (or receipts). The variable cash payments (or receipts) are based on an expectation of future interest rates (forward curves) derived from observable market interest rate curves.

Although the Company has determined the majority of the inputs used to value its interest rate contracts fall within Level 2 of the fair value hierarchy, the credit valuation adjustments associated with its derivatives utilize Level 3 inputs, such as estimates of current credit spreads to evaluate the likelihood of default by the Company and its counterparties. In adjusting the fair values of its derivative contracts for the effect of nonperformance risk, the Company has considered the impact of netting and any applicable credit enhancements, such as collateral postings, thresholds and guarantees. However, as of December 31, 2018 and 2017, the Company has assessed the significance of the impact of the credit valuation adjustments on the overall valuation of its derivative positions and has determined that the credit valuation adjustments are not significant to the overall valuations of its derivatives. As a result, the Company has determined its derivative valuations are classified in Level 2 of the fair value hierarchy.

Additionally, as described in Note 6 — Derivative Instruments, the Company has entered into foreign currency forward contracts as economic hedges against the variability of foreign exchange rates. The valuation of these forward contracts is determined based on assumptions that management believes market participants would use in pricing, using widely accepted valuation techniques, including discounted cash flow analysis on the expected cash flows of each derivative. This analysis reflects the contractual terms of the derivatives, including the period to maturity, and uses observable market-based inputs, including currency exchange rate curves and implied volatilities. The Company has determined its foreign currency forward contracts valuations are classified in Level 2 of the fair value hierarchy, as they are based on observable inputs but are not traded in active markets.

During the year ended December 31, 2018, the Company invested \$10.0 million in real estate-related securities. These securities consist of common equities, preferred equities and debt investments of publicly traded REITs. The Company has elected to classify these investments as trading securities and carry such investments at fair value. The following table summarizes activity for the Company's assets measured at fair value on a recurring basis.

During the year ended	Basis of Fair Value Measurements					
	Description	Fair Value of Assets	Quoted Prices In Active Markets for Identical Items (Level 1)	Significant Other Observable Inputs (Level 2)	Significant Unobservable Inputs (Level 3)	Gain (loss) on real estate-related securities
December 31, 2018	Investments in real estate-related securities	\$ 9,599	\$ 9,599	\$ —	\$ —	\$ (401)

Financial Instruments Fair Value Disclosures

As of December 31, 2018, the Company estimated that the fair value of its notes payable, excluding deferred financing costs, which had a book value of \$545.8 million, was \$540.3 million. As of December 31, 2017, the Company estimated that the fair value of its notes payable, excluding deferred financing costs, which had a book value of \$379.3 million, was \$376.5 million. Management has utilized available market information such as interest rate and spread assumptions of notes payable with similar terms and remaining maturities, to estimate the amounts required to be disclosed. Although the Company has determined that the majority of the inputs used to value its notes payable fall within Level 2 of the fair value hierarchy, the credit quality adjustments associated with its fair value of notes payable utilize Level 3 inputs. However, the Company has assessed the significance of the impact of the credit quality adjustments on the overall valuations of the fair market value of its notes payable and has determined they are not significant. Other financial instruments not measured at fair value on a recurring basis include cash and cash equivalents, restricted cash, tenant and other receivables, accounts payable and accrued expenses, other liabilities, due to affiliates and distributions payable. The carrying value of these items reasonably approximates their fair value based on their highly-liquid nature and/or short-term maturities. Due to the short-term nature of these instruments, Level 1 inputs are utilized to estimate the fair value of the cash and cash equivalents and restricted cash and Level 2 inputs are utilized to estimate the fair value of the remaining financial instruments.

10. REPORTABLE SEGMENTS

As described previously, the Company intends to invest the net proceeds from its public offerings in a diversified portfolio of quality commercial real estate properties and other real estate investments throughout the United States and internationally. The Company's current business consists of owning, operating, acquiring, developing, investing in, and disposing of real estate assets. All of the Company's consolidated revenues and property operating expenses as of December 31, 2018 are from the Company's consolidated real estate properties owned as of that date, other than 2819 Loker Avenue East, which was sold on March 30, 2018. As a result, the Company's operating segments have been classified into seven reportable segments: domestic office investments, domestic residential/living investments, domestic retail investments, domestic industrial investments, international industrial investments, international office investments and international residential/living investments.

The tables below provide additional information related to each of the Company's segments (in thousands) and a reconciliation to the Company's net income (loss), as applicable. "Corporate-Level Accounts" includes amounts incurred by the corporate-level entities which are not allocated to any of the reportable segments.

	Years Ended December 31,		
	2018	2017	2016
Total Revenue			
Domestic office investments	\$ 16,398	\$ 15,437	\$ 7,420
Domestic residential/living investments	6,637	4,671	4,318
Domestic retail investments	20,235	19,507	—
Domestic industrial investments	5,698	7,619	4,335
International industrial investments	3,630	—	—
International office investments	7,731	8,711	8,276
International residential/living investments	8,740	3,779	—
Total Revenue	\$ 69,069	\$ 59,724	\$ 24,349

For the years ended December 31, 2018, 2017 and 2016, the Company's total revenue was attributable to the following countries:

	Years Ended December 31,		
	2018	2017	2016
Total Revenue			
United States	71%	79%	66%
Ireland	17%	19%	34%
United Kingdom	7%	2%	—%
The Netherlands	5%	—%	—%

For the years ended December 31, 2018, 2017 and 2016, the Company's property revenues in excess of expenses by segment were as follows (in thousands):

	Years Ended December 31,		
	2018	2017	2016
Property revenues in excess of expenses ⁽¹⁾			
Domestic office investments	\$ 11,076	\$ 10,497	\$ 4,910
Domestic residential/living investments	4,008	2,977	2,830
Domestic retail investments	12,400	10,889	—
Domestic industrial investments	4,363	5,862	3,248
International industrial investments	1,645	—	—
International office investments	5,919	6,922	6,682
International residential/living investments	5,438	2,466	—
Property revenues in excess of expenses	\$ 44,849	\$ 39,613	\$ 17,670

(1) Revenues less property operating expenses, real property taxes and property management fees.

For the years ended December 31, 2018 and 2017, the Company's total assets by segment were as follows (in thousands):

	December 31, 2018	December 31, 2017
Total Assets		
Domestic office investments	\$ 130,021	\$ 130,901
Domestic residential/living investments	126,175	53,344
Domestic retail investments	199,819	202,093
Domestic industrial investments	51,103	76,745
International industrial investments	190,001	—
International office investments	122,471	116,494
International residential/living investments	111,803	121,919
Corporate-level accounts	17,436	7,521
Total Assets	\$ 948,829	\$ 709,017

For the years ended December 31, 2018 and 2017, the Company's total assets were attributable to the following countries:

	December 31, 2018	December 31, 2017
Total Assets		
United States	55%	67%
Ireland	18%	23%
The Netherlands	15%	—%
United Kingdom	7%	10%
Germany	5%	—%

For the years ended December 31, 2018, 2017 and 2016, the Company's reconciliation to the Company's property revenue in excess of expenses is as follows (in thousands):

	Years Ended December 31,		
	2018	2017	2016
Reconciliation to property revenue in excess of expenses			
Net income (loss)	\$ (879)	\$ (17,186)	\$ (11,341)
Depreciation and amortization	32,478	29,687	15,372
Acquisition related expenses	144	3,212	1,855
Asset management and acquisition fees	5,004	11,681	6,645
Performance participation allocation	5,954	251	—
General and administrative expenses	3,131	2,803	2,044
(Gain) loss on derivative instruments	272	372	6
(Gain) loss on real estate-related securities	401	—	—
Gain on sale of real estate	(14,491)	—	—
Foreign currency (gains) losses	438	(494)	4
Interest expense	12,649	9,453	3,154
Interest income	(261)	(83)	(69)
(Benefit) provision for income taxes	9	(83)	—
Total property revenues in excess of expenses	<u>\$ 44,849</u>	<u>\$ 39,613</u>	<u>\$ 17,670</u>

11. SUPPLEMENTAL CASH FLOW DISCLOSURES

Supplemental cash flow disclosures for the years ended December 31, 2018, 2017 and 2016 are as follows (in thousands):

	2018	2017	2016
Supplemental Disclosure of Cash Flow Information			
Cash paid for interest	\$ 11,074	\$ 8,577	\$ 2,679
Supplemental Schedule of Non-Cash Investing and Financing Activities			
Distributions declared and unpaid	\$ 2,024	\$ 1,868	\$ 1,195
Distributions reinvested	\$ 12,072	\$ 10,162	\$ 4,808
Shares tendered for redemption	\$ 1,174	\$ 20	\$ 145
Other receivables	\$ —	\$ —	\$ 1,630
Non-cash net liabilities assumed	\$ 4,011	\$ 5,946	\$ 7,201
Assumption of mortgage upon acquisition of property	\$ —	\$ 95,260	\$ —
Offering costs payable to the Advisor	\$ 3,273	\$ 943	\$ 735
Selling commissions, dealer manager fees and distribution and stockholder servicing fees payable to the Dealer Manager	\$ 88	\$ 3,614	\$ 4,691
Equipment acquired under capital lease	\$ —	\$ —	\$ 142
Accrued capital additions	\$ 1,678	\$ 2,015	\$ —
Accrued acquisition costs	\$ 3,185	\$ —	\$ —
Maintal Logistics acquisition liability ⁽¹⁾	\$ 43,793	\$ —	\$ —

- (1) The acquisition of Maintal Logistics occurred in December 2019, and the funding for the purchase was not required at the time of the acquisition. The acquisition was funded in February 2019. See Note 3 — Investment Property for more details on the acquisition.

12. COMMITMENTS AND CONTINGENCIES

The Company may be subject to various legal proceedings and claims that arise in the ordinary course of business. These matters are generally covered by insurance. While the resolution of these matters cannot be predicted with certainty, management believes the final outcome of such matters will not have a material adverse effect on the Company's consolidated financial statements.

13. QUARTERLY FINANCIAL DATA (UNAUDITED)

The following table presents selected unaudited quarterly financial data for each quarter during the years ended December 31, 2018 and 2017 (in thousands, except per share information):

	Quarters Ended			
	March 31, 2018	June 30, 2018	September 30, 2018	December 31, 2018
Revenues	\$ 16,731	\$ 15,974	\$ 15,878	\$ 20,486
Net income (loss)	\$ 11,376	\$ (1,408)	\$ (2,782)	\$ (8,065)
Net income (loss) attributable to common stockholders	\$ 11,373	\$ (1,411)	\$ (2,785)	\$ (8,069)
Income (loss) per common share, basic and diluted	\$ 0.29	\$ (0.04)	\$ (0.07)	\$ (0.19)

	Quarters Ended			
	March 31, 2017	June 30, 2017	September 30, 2017	December 31, 2017
Revenues	\$ 13,786	\$ 14,744	\$ 15,105	\$ 16,089
Net income (loss)	\$ (9,246)	\$ (2,108)	\$ (1,543)	\$ (4,289)
Net income (loss) attributable to common stockholders	\$ (9,249)	\$ (2,111)	\$ (1,546)	\$ (4,292)
Income (loss) per common share, basic and diluted	\$ (0.32)	\$ (0.06)	\$ (0.04)	\$ (0.11)

14. SUBSEQUENT EVENTS

Maintal Logistics

As discussed in Note 3—Investment Property, the Company acquired Maintal Logistics on December 31, 2018. Funding for the acquisition was not required until February 2019. Upon funding, the Company entered into a third-party mortgage loan for the principal sum of approximately €23.5 million (approximately \$26.6 million assuming a rate of \$1.134 per EUR as of the transaction date).

Item 9. *Changes in and Disagreements With Accountants on Accounting and Financial Disclosure*

None.

Item 9A. *Controls and Procedures*

Disclosure Controls and Procedures

In accordance with Exchange Act Rules 13a-15 and 15d-15, we carried out an evaluation, under the supervision and with the participation of management, including our Chief Executive Officer and Chief Financial Officer, of the effectiveness of our disclosure controls and procedures as of the end of the period covered by this report. Based on that evaluation, our Chief Executive Officer and Chief Financial Officer concluded that our disclosure controls and procedures were effective as of December 31, 2018, to provide reasonable assurance that information required to be disclosed in our reports filed or submitted under the Exchange Act is (i) recorded, processed, summarized and reported within the time periods specified in the Securities and Exchange Commission's rules and forms, and (ii) accumulated and communicated to our management, including our Chief Executive Officer and Chief Financial Officer, as appropriate to allow timely decisions regarding required disclosure.

Management's Report on Internal Control Over Financial Reporting

Our management is responsible for establishing and maintaining adequate internal control over financial reporting. Our system of internal control over financial reporting is designed to provide reasonable assurance regarding the reliability of financial reporting and the preparation of consolidated financial statements for external purposes in accordance with generally accepted accounting principles. Our internal control over financial reporting includes those policies and procedures that:

- (i) pertain to the maintenance of records that, in reasonable detail, accurately and fairly reflect the transactions and dispositions of our assets;
- (ii) provide reasonable assurance that transactions are recorded as necessary to permit preparation of financial statements in accordance with generally accepted accounting principles, and that our receipts and expenditures are being made only in accordance with authorizations of our management and directors; and
- (iii) provide reasonable assurance regarding prevention or timely detection of unauthorized acquisition, use or disposition of our assets that could have a material effect on the financial statements.

Because of its inherent limitations, internal control over financial reporting may not prevent or detect misstatements. Also, projections of any evaluation of effectiveness to future periods are subject to the risk that controls may become inadequate because of changes in conditions, or that the degree of compliance with the policies or procedures may deteriorate.

Our management's assessment of the effectiveness of our internal control system as of December 31, 2018 was based on the framework for effective internal control over financial reporting described in the 2013 Internal Control — Integrated Framework issued by the Committee of Sponsoring Organizations of the Treadway Commission (COSO). Based on our assessment, as of December 31, 2018, our system of internal control over financial reporting was effective at the reasonable assurance level.

This annual report does not include an attestation report of our independent registered public accounting firm regarding control over financial reporting. Management's report was not subject to attestation by our independent registered public accounting firm pursuant to Item 308(b) of Regulation S-K, which only requires such an attestation when the filer is an accelerated filer or a large accelerated filer.

March 29, 2019

Change in Internal Controls

No changes have occurred in our internal controls over financial reporting (as defined in Rule 13a-15(f) of the Exchange Act) during the three months ended December 31, 2018 that have materially affected, or are reasonably likely to materially affect, our internal controls over financial reporting.

Item 9B. Other Information

None.

PART III

Item 10. Directors, Executive Officers and Corporate Governance

As of the date of this report, our directors, their ages, their year first elected, their business experience and principal occupation, their directorships in public corporations and investment companies are as follows:

Name	Age	Year First Elected	Business Experience and Principal Occupation; Directorships in Public Corporations and Investment Companies
Jeffrey C. Hines	63	2013	Mr. Hines joined Hines in 1982. Mr. Hines has served as Chairman of our board of directors and Chairman of the managers of the general partner of our Advisor since July 2013. Mr. Hines also has served as the Chairman of the board of directors of Hines Global REIT and Chairman of the managers of the general partner of Hines Global REIT Advisors LP, the advisor to Hines Global REIT since December 2008. Additionally, Mr. Hines served as the Chairman of the board of directors of Hines Real Estate Investment Trust, Inc. ("Hines REIT") and the Chairman of the managers of the general partner of Hines Advisors Limited Partnership, the advisor to Hines REIT, from August 2003 through the liquidation and dissolution of Hines REIT in August 2018. He also served as a member of the management board of Hines US Core Office Fund LP ("Core Fund"), from August 2003 through the liquidation and dissolution of the Core Fund in December 2018. He is also the co-owner and President and Chief Executive Officer of the general partner of Hines and is a member of Hines' Executive Committee. Mr. Hines is responsible for overseeing all firm policies and procedures as well as day-to-day operations of Hines. He became President of the general partner of Hines in 1990 and Chief Executive Officer of the general partner of Hines in January 2008 and has overseen a major expansion of the firm's personnel, financial resources, domestic and foreign market penetration, products and services. He has been a major participant in the development of the Hines domestic and international acquisition program and currently oversees a portfolio of \$120.6 billion in assets under management. Mr. Hines graduated from Williams College with a B.A. in Economics and received his M.B.A. from the Harvard Business School.

We believe that Mr. Hines' career, spanning more than 35 years in the commercial real estate industry, and the depth of his knowledge of Hines and its affiliates qualify him to serve as Chairman of our board of directors.

Name	Age	Year First Elected	Business Experience and Principal Occupation; Directorships in Public Corporations and Investment Companies
Charles M. Baughn	64	2013	<p>Mr. Baughn joined Hines in 1984. Mr. Baughn has served as a member of our board of directors and as a manager of the general partner of our Advisor since July 2013. Mr. Baughn also has served as a member of the board of directors of Hines Global REIT and as a member of the general partner of its advisor since December 2008. He has served as the Senior Managing Director of the general partner of Hines since 2012. Previously, Mr. Baughn was a member of the board of directors of Hines REIT from April 2008 and was a manager of the general partner of its advisor from August 2003 until the liquidation and dissolution of Hines REIT in August 2018. Mr. Baughn also served as Chief Executive Officer of Hines REIT and its advisor from August 2003 through April 1, 2008. Additionally, Mr. Baughn served as the Chief Financial Officer of the general partner of Hines from 2012 to 2018. As Chief Financial Officer, Mr. Baughn was responsible for overseeing Hines' business operations, such as balance sheet-related activities and bank and other debt financing. Previously, he also has served as an Executive Vice President and CEO-Capital Markets Group of the general partner of Hines from April 2001 through 2012 and, as such, was responsible for overseeing Hines' capital markets group, which raises, places and manages equity and debt for Hines projects in the U.S. and internationally, Mr. Baughn is also a member of Hines' Executive Committee and a director of our Dealer Manager. Until May 2015, Mr. Baughn also served as the Chief Executive Officer of our Dealer Manager. Mr. Baughn also served as a member of the management board of the Core Fund from 2003 until the liquidation and dissolution of the Core Fund in December 2018. During his tenure at Hines, he also has contributed to the development or redevelopment of over 9 million square feet of office and special use facilities in the southwestern United States. He graduated from the New York State College of Ceramics at Alfred University with a B.A. and received his M.B.A. from the University of Colorado. Mr. Baughn holds Series 7, 24 and 63 securities licenses.</p> <p>We believe that Mr. Baughn's experience in the commercial real estate industry acquired during his more than 34-year career with Hines, including his familiarity with Hines' financial and investment policies, qualifies him to serve on our board of directors.</p>
Humberto "Burt" Cabañas	71	2014	<p>Mr. Cabañas has served as one of our independent directors since July 2014. Mr. Cabañas is the Founder and Chairman of Benchmark Hospitality International, where he oversees Benchmark's diverse portfolio, a position he has held since 1987. He also served as Chief Executive Officer at Benchmark from 1987 to 2013. Prior to his current position, he served as a Senior Vice President and in various other positions at The Woodlands Corporation, where he oversaw all hospitality operations. He presently serves as director on the Foundation Board of Florida International University and previously served as Chairman of the Industry Advisory Board for the Chaplin School of Hospitality & Tourism Management at Florida International University. Mr. Cabañas is also a founding board member and was the president of the International Association of Conference Centers (IACC). He is a graduate of Florida International University with a Bachelor's degree in Hotel and Restaurant Management.</p> <p>We believe Mr. Cabañas' significant and deep experience in the hotel and hospitality industry and the real estate aspects of that industry makes him well-qualified to serve as one of our directors.</p>

Name	Age	Year First Elected	Business Experience and Principal Occupation; Directorships in Public Corporations and Investment Companies
Dougal A. Cameron	61	2014	<p>Mr. Cameron has served as one of our independent directors since July 2014. Mr. Cameron is President and Owner of Cameron Management, a position he has held since his founding of the firm in 1995. Cameron Management is a firm that owns, finances, leases, and manages all of its office buildings in an integrated fashion. From 1991-1994, Mr. Cameron was an owner and investment manager of VNSM Inc., an investment management firm with over \$1 billion in assets under management. Prior to this time, he was an accountant with Arthur Young & Company (now Ernst & Young), and he worked as an asset and project manager for Hines from 1985 to 1991. Additionally, he was on the board of Mosher Inc., a private, closed-end mutual fund from 1992 to 1997. Mr. Cameron holds a bachelor's degree in Accounting from Texas Tech University and an M.B.A. from Harvard Business School. He previously taught economics at Harvard University and currently teaches at the Acton School of Business in Austin.</p> <p>We believe that Mr. Cameron is well-qualified to serve as one of our directors due to his background in running a real estate firm since 1995 and his extensive experience in owning, leasing and managing office buildings as the company intends to make investments in office buildings along with other real estate product types.</p>
John O. Niemann, Jr.	62	2014	<p>Mr. Niemann has served as one of our independent directors since July 2014. In addition, he has served as an independent director of HMS, which is a non-listed public business development company that is co-sponsored by Hines, since May 2012 and currently serves as the Chairman of the Audit Committee. He previously served as a director and Chairman of the Audit Committee of Gateway Energy Corporation from June 2010 until December 2013 (when the company went private). Since June 2013, he has served as a Managing Director of Andersen Tax LLC (formerly known as WTAS LLC). He is also the president and chief operating officer of Arthur Andersen LLP, and has been since 2003. He previously served on the administrative board of Arthur Andersen LLP and on the board of partners of Andersen Worldwide. He began his career at Arthur Andersen LLP in 1978 and has served in increasing responsibilities in senior management positions, since 1992. Mr. Niemann has served on the board of directors of many Houston area non-profit organizations, including Strake Jesuit College Preparatory School (past chair of the board), The Regis School of the Sacred Heart (past chair of the board), The Houston Symphony, The University of St. Thomas, The Alley Theatre and Taping for the Blind, Inc. He graduated with a Bachelor of Arts in managerial studies (magna cum laude) and a Masters in Accounting from Rice University, received a Juris Doctor (summa cum laude) from the South Texas College of Law, and a Masters of Law in taxation (summa cum laude) from the University of San Francisco School of Law.</p> <p>We believe Mr. Niemann's significant experience in the public accounting industry, including over 40 years in various capacities at Arthur Andersen LLP makes him well qualified to serve as one of our directors and as the audit committee financial expert. Drawing on this experience, Mr. Niemann is able to provide valuable insights regarding our investment strategies, internal controls, and financial reporting. In addition, through his experience serving on the board of directors of other public companies, Mr. Niemann has previous experience in the requirements of serving on a public company board.</p>

As of the date of this report, our executive officers, their ages and their experiences are as follows:

Name and Title	Age	Experience
Sherri W. Schugart, President and Chief Executive Officer	53	<p>Ms. Schugart joined Hines in 1995. Ms. Schugart has served as President and Chief Executive Officer for us and for the general partner of our Advisor since August 2013. Ms. Schugart also has served as President and Chief Executive Officer for Hines Global REIT and for the general partner of its Advisor since March 2013. In February 2016, Ms. Schugart was appointed a member of Hines' Executive Committee. In these roles, Ms. Schugart is responsible for the overall management of each funds' business strategy and operations in the U.S. and internationally. Since March 2013, Ms. Schugart has served as the President and Chief Executive Officer of HMS and HMS Adviser GP LLC, the general partner of the adviser to HMS. Additionally, in February 2014, Ms. Schugart was appointed as the Chairperson of the board of directors of HMS. HMS is a public specialty finance company sponsored by Hines, which was formed in 2011 and intends to make debt and equity investments in companies with revenues generally between \$10 million and \$3 billion that operate in diverse industries. Ms. Schugart also served as President and Chief Executive Officer for Hines REIT, the general partner of its Advisor and the Core Fund from March 2013 through the liquidation and dissolution of Hines REIT in August 2018 and the Core Fund in December 2018. Prior to March 2013, Ms. Schugart had served as the Chief Operating Officer for Hines Global REIT and the general partner of its advisor and as the Chief Operating Officer of Hines REIT, the general partner of its advisor and the Core Fund since November 2011. In these roles, Ms. Schugart was responsible for the execution of each entity's business plan and oversight of day-to-day business operations, including issues related to portfolio strategy, asset management and all other operational and financial matters of each entity. Ms. Schugart also served as Chief Financial Officer for Hines Global REIT and the general partner of its advisor from inception in December 2008 through October 2011. Ms. Schugart also served as the Chief Financial Officer for Hines REIT and the general partner of its advisor from August 2003 through October 2011 and as the Chief Financial Officer of the Core Fund from July 2004 through October 2011. In these roles, her responsibilities included oversight of financial and portfolio management, equity and debt financing activities, investor relations, accounting, financial reporting, compliance and administrative functions in the U.S. and internationally. She has also been a Senior Managing Director of the general partner of Hines since October 2007 and has served as a director of the Dealer Manager since August 2003. Prior to holding these positions, she was a Vice President in Hines Capital Markets Group raising equity and debt financing for various Hines investment vehicles in the U.S. and internationally. Ms. Schugart has been responsible for arranging and managing more than \$10 billion in equity and debt for Hines' public and private investment funds. Prior to joining Hines, Ms. Schugart spent eight years with Arthur Andersen LLP, where she served both public and private clients in the real estate, construction, finance and banking industries. She holds a Bachelor of Business Administration degree in Accounting from Southwest Texas State University.</p>

Name and Title	Age	Experience
Ryan T. Sims, Chief Financial Officer and Secretary	47	<p>Mr. Sims joined Hines in August 2003. Mr. Sims has served as Chief Financial Officer and Secretary for us and the general partner of our Advisor since August 2013. Since November 2011, Mr. Sims has served as Chief Financial Officer and Secretary for Hines Global REIT and the general partner of its Advisor. Also since 2011, Mr. Sims has served as the Chief Financial Officer and Secretary of HMS and of the general partner of the adviser to HMS. In these positions, Mr. Sims is responsible for the oversight of financial operations, equity and debt financing activities, investor relations, accounting, financial reporting, tax, legal, compliance and administrative functions in the U.S. and internationally. Prior to this time, Mr. Sims served as the Chief Accounting Officer for Hines Global REIT and the general partner of its Advisor since their inception in December 2008. Mr. Sims also served as Chief Financial Officer and Secretary of Hines REIT, the general partner of its Advisor and the Core Fund from November 2011 through the liquidation and dissolution of Hines REIT in August 2018 and the Core Fund in December 2018. Additionally, from April 2008 until November 2011, Mr. Sims served as the Chief Accounting Officer for Hines REIT, the general partner of its Advisor and the Core Fund. In these roles, he was responsible for the oversight of the accounting, financial reporting and SEC reporting functions, as well as the Sarbanes-Oxley compliance program in the U.S. and internationally. He was also responsible for establishing the companies' accounting policies and ensuring compliance with those policies in the U.S. and internationally. He has also previously served as a Senior Controller for Hines REIT and the general partner of its Advisor from August 2003 to April 2008 and the Core Fund from July 2004 to April 2008. Prior to joining Hines, Mr. Sims was a manager in the audit practice of Arthur Andersen LLP and Deloitte & Touche LLP, serving clients primarily in the real estate industry. He holds a Bachelor of Business Administration degree in Accounting from Baylor University and is a Certified Public Accountant.</p>
David L. Steinbach, Chief Investment Officer	42	<p>Mr. Steinbach joined Hines in 1999. Mr. Steinbach has served as the Chief Investment Officer for us and the general partner for our Advisor since July 2014. Mr. Steinbach also serves as the Chief Investment Officer for Hines Global REIT and the general partner of its advisor since July 2014. Also, since February 2017, Mr. Steinbach has served as the Chief Investment Officer for the general partner of Hines. In these roles, he is responsible for management of the real estate acquisition program in the U.S. and internationally. He also has served as a Managing Director of the general partner of Hines from February 2011 to February 2017. He has been responsible for the acquisition of over \$4 billion in assets for various Hines affiliates in the U.S. and internationally. Prior to this role, he served in various roles in which he was responsible for acquisitions, asset management and property dispositions on behalf of Hines REIT, Hines Global REIT and the Core Fund, both in the U.S. and internationally. He graduated from Texas A&M University with a Bachelors and Masters in Business Administration.</p>

Name and Title	Age	Experience
Kevin L. McMeans, Asset Management Officer	54	Mr. McMeans joined Hines in 1992. Mr. McMeans has served as the Asset Management Officer for us and the general partner of our Advisor since August 2013. Mr. McMeans also has served as Asset Management Officer for Hines Global REIT and the general partner of its advisor since December 2008. Since February 2015, he has served as the Senior Managing Director of Investment Management of the general partner of Hines. Prior to February 2015, he also has served as a Managing Director of Investment Management of the general partner of Hines. In these roles, he is responsible for overseeing the management of the various investment properties owned by each of the funds in the U.S. and internationally. Mr. McMeans also served as the Asset Management Officer of Hines REIT and the general partner of its advisor from April 2008 through the liquidation and dissolution of Hines REIT in August 2018. He also served as the Asset Management Officer of the Core Fund from January 2005 through the liquidation and dissolution of the Core Fund in December 2018. He previously served as the Chief Financial Officer of Hines Corporate Properties, an investment venture established by Hines with a major U.S. pension fund, from 2001 through June 2004. In this role, Mr. McMeans was responsible for negotiating and closing debt financings, underwriting and evaluating new investments, negotiating and closing sale transactions and overseeing the administrative and financial reporting requirements of the venture and its investors. Before joining Hines, Mr. McMeans spent four and a half years at Deloitte & Touche LLP in the audit department. He graduated from Texas A&M University with a B.S. in Computer Science.
J. Shea Morgenroth, Chief Accounting Officer and Treasurer	43	Mr. Morgenroth joined Hines in October 2003. Mr. Morgenroth has served as Chief Accounting Officer and Treasurer for us and the general partner of our Advisor since July 2013. Since November 2011, Mr. Morgenroth has served as Chief Accounting Officer and Treasurer for Hines Global REIT and the general partner of its advisor. In these roles, Mr. Morgenroth is responsible for the oversight of the treasury, accounting, financial reporting and SEC reporting functions, as well as the Sarbanes-Oxley compliance program in the U.S. and internationally. Mr. Morgenroth also served as Chief Accounting Officer and Treasurer of Hines REIT and the general partner of its advisor from November 2011 through the liquidation and dissolution of Hines REIT in August 2018. Prior to his appointment, Mr. Morgenroth served as a Senior Controller for Hines Global REIT and the general partner of its advisor since their inception in December 2008 and for Hines REIT and the general partner of its advisor since January 2008 and as a Controller for Hines REIT and its advisor from October 2003 to January 2008. In these roles, he was responsible for the management of the accounting, financial reporting and SEC reporting functions. Prior to joining Hines, Mr. Morgenroth was a manager in the audit practice of Arthur Andersen LLP and Deloitte & Touche LLP, serving clients primarily in the real estate industry. He holds a Bachelor of Business Administration degree in Accounting from Texas A&M University and is a Certified Public Accountant.

Audit Committee

Our board of directors has determined that each member of our Audit Committee is independent within the meaning of the applicable requirements set forth in or promulgated under the Exchange Act, as well as in the NYSE rules. In addition, our board of directors has determined that John O. Niemann, Jr. is an “audit committee financial expert” within the meaning of the applicable rules promulgated by the SEC. Unless otherwise determined by the board of directors, no member of the committee may serve as a member of the Audit Committee of more than two other public companies.

Code of Business Conduct and Ethics

Our board of directors has adopted a Code of Business Conduct and Ethics, which is applicable to our directors and officers, including our principal executive officer, principal financial officer, principal accounting officer or controller and other persons performing similar functions, whether acting in their capacities as our officers or in their capacities as officers of our Advisor or its general partner. The Code of Business Conduct and Ethics covers topics including conflicts of interest, confidentiality of information, full and fair disclosure, reporting of violations and compliance with laws and regulations. Our Code of Business Conduct and Ethics is available, free of charge, on the Corporate Governance section of our website,

www.hinessecurities.com/current-offerings/hgit/corporate-governance/. You may also obtain a copy of this code by writing to: Hines Global Income Trust Investor Relations, 2800 Post Oak Boulevard, Suite 5000, Houston, Texas 77056-6118. Waivers from our Code of Business Conduct and Ethics are discouraged, but any waivers from the Code of Business Conduct and Ethics that relate to any executive officer or director must be approved by our Nominating and Corporate Governance Committee and will be posted on our website at www.hinessecurities.com/current-offerings/hgit/corporate-governance/ within four business days of any such waiver.

Section 16(a) Beneficial Ownership Reporting Compliance

Section 16(a) of the Exchange Act requires directors and executive officers of companies with a class of equity securities registered pursuant to Section 12 of the Exchange Act to file initial reports of ownership, reports of changes in ownership and annual reports of ownership with the SEC. These persons are required by SEC regulations to furnish the issuer of such securities with copies of all Section 16 forms that they file with the SEC.

Based solely on our review of the copies of the forms received by us or written representations from certain reporting persons, we believe that in 2018 our directors and executive officers complied with all filing requirements under Section 16(a) of the Exchange Act.

Item 11. Executive Compensation

Director Compensation

Our Compensation Committee designs our director compensation with the goals of attracting and retaining highly qualified individuals to serve as independent directors and to fairly compensate them for their time and efforts. Because of our unique attributes as an externally-managed REIT, service as an independent director on our board requires a substantial time commitment. The Compensation Committee balances these considerations with the principles that our independent director compensation program should be transparent and, in part, should align directors' interests with those of our stockholders.

The following table sets forth information regarding compensation of our directors during 2018.

2018 Director Compensation

Name	Fees Earned or Paid in Cash	Aggregate Stock Awards ⁽¹⁾⁽²⁾	Option Awards	Non-Equity Incentive Plan Compensation	Change in Pension Value and Non- Qualified Deferred Compensation Earnings	All Other Compensation	Total Compensation
Humberto "Burt" Cabañas	\$ 88,500	\$ 5,000	\$ —	\$ —	\$ —	\$ —	\$ 93,500
Dougal A. Cameron	\$ 86,000	\$ 5,000	\$ —	\$ —	\$ —	\$ —	\$ 91,000
John O. Niemann, Jr.	\$ 86,000	\$ 5,000	\$ —	\$ —	\$ —	\$ —	\$ 91,000
Jeffery C. Hines and Charles M. Baughn ⁽³⁾	\$ —	\$ —	\$ —	\$ —	\$ —	\$ —	\$ —

- (1) Each of Messrs. Cabañas, Cameron and Niemann received 504,541 restricted Shares of Common Stock upon his re-election to our board of directors following our 2018 annual meeting. The shares were issued without registration under the Securities Act of 1933, as amended (the "Securities Act"), in reliance upon the exemption from registration contained in Section 4(a)(2) of the Securities Act for transactions not involving any public offering.
- (2) The value of the common stock awards was calculated based on the estimated net asset value, or NAV, of \$9.91 per share determined as of July 31, 2018, which was the estimated NAV per share in effect on the grant date of the awards.
- (3) Messrs. Hines and Baughn, who are employees of Hines, receive no compensation for serving as members of our board of directors.

We paid our independent directors an annual fee of \$40,000, and a fee of \$2,000 for each meeting of the board (or any committee thereof) attended in person. If a committee meeting was held on the same day as a meeting of our board of directors, each independent director received \$1,500 for each committee meeting attended in person on such day. We also paid each of our independent directors a fee of \$750 for each board or committee meeting attended via teleconference.

We paid the following annual retainers (prorated for a partial term) to the Chairpersons of our board committees for 2018:

- \$7,500 to the Chairperson of the Conflicts Committee;
- \$10,000 to the Chairperson of the Audit Committee;
- \$5,000 to the Chairperson of the Compensation Committee;
- \$5,000 to the Chairperson of the Nominating and Corporate Governance Committee; and
- \$5,000 to the Chairperson of the Valuation Committee.

All directors are reimbursed by us for reasonable out-of-pocket expenses incurred in connection with attendance at board or committee meetings.

Each independent director elected or reelected to the board (whether through a stockholder meeting or by directors to fill a vacancy on the board) will be granted \$5,000 in restricted Class I shares on or about the date of election or reelection. These restricted Class I shares will fully vest on the earlier to occur of: (i) the first anniversary of the applicable grant date, subject to the independent director serving continuously as an independent director through and until the first anniversary of the applicable grant date; (ii) the termination of service as an independent director due to the independent director's death or disability; or (iii) a change in control of the Company, subject to the independent director serving continuously through and until the date of the change in control of the Company.

Executive Compensation

We have no employees. Our day-to-day management functions are performed by our Advisor and its affiliates. All of our executive officers are employed by and receive compensation from our Advisor or its affiliates, for all of their services to the Hines organization, including their service as our executive officers. The compensation received by our executive officers is not paid or determined by us, but rather by our Advisor or affiliates of our Advisor based on all the services provided by these individuals to the Hines organization, including us. As a result, we do not have and our compensation committee has not considered, a compensation policy or program for our executive officers and have not included a "Compensation Discussion and Analysis," or "Compensation Committee Report" in this Annual Report on Form 10-K. See "Item 13. Certain Relationships and Related Transactions, and Director Independence" below for a discussion of fees and expenses payable to our Advisor and its affiliates.

Compensation Committee Interlocks and Insider Participation

During 2018, our Compensation Committee consisted of Messrs. Cabañas, Cameron and Niemann, our three independent directors. None of our executive officers served as a director or member of the compensation committee of an entity whose executive officers included a member of our board of directors or Compensation Committee.

Item 12. Security Ownership of Certain Beneficial Owners and Management and Related Stockholder Matters

Ownership

The following table shows, as of March 1, 2019, the amount of our common stock beneficially owned (unless otherwise indicated) by (1) any person who is known by us to be the beneficial owner of more than 5% of our outstanding common stock, (2) our directors, (3) our executive officers, and (4) all of our directors and executive officers as a group. Except as otherwise indicated, all shares are owned directly, and the owner of such shares has the sole voting and investment power with respect thereto.

Name of Beneficial Owner ⁽¹⁾	Position	Common Stock Beneficially Owned ⁽²⁾	
		Number of Shares of Common Stock	Percentage of Class
Jeffrey C. Hines	Chairman of the Board	225,008 ⁽³⁾⁽⁴⁾	*
Humberto “Burt” Cabañas	Independent Director	16,211	*
Dougal A. Cameron	Independent Director	1,023	*
John O. Niemann, Jr.	Independent Director	22,273	*
Charles M. Baughn	Director	14,493	*
Sherri W. Schugart	President and Chief Executive Officer	22,168	*
Ryan T. Sims	Chief Financial Officer and Secretary	2,219	*
David L. Steinbach	Chief Investment Officer	5,536	*
Kevin L. McMeans	Asset Management Officer	5,536	*
J. Shea Morgenroth	Chief Accounting Officer and Treasurer	4,580	*
All directors and executive officers as a group		319,047	0.7%

* Amount represents less than 1%

- (1) The address of each person listed is c/o Hines Global Income Trust, Inc., 2800 Post Oak Boulevard, Suite 5000, Houston, Texas 77056-6618.
- (2) For purposes of this table, “beneficial ownership” is determined in accordance with Rule 13d-3 under the Exchange Act, pursuant to which a person is deemed to have “beneficial ownership” of shares of our stock that the person has the right to acquire within 60 days. For purposes of computing the percentage of outstanding shares of the Company’s stock held by each person or group of persons named in the table, any shares that such person or persons have the right to acquire within 60 days of December 31, 2018 are deemed to be outstanding, but are not deemed to be outstanding for the purpose of computing the percentage ownership of any other persons.
- (3) Includes all common shares owned directly by Hines Global REIT II Investor Limited Partnership. Mr. Hines is deemed to be the beneficial owner of the shares owned by Hines Global REIT II Investor Limited Partnership.
- (4) This amount does not include the (i) 21,111 OP Units in the Operating Partnership owned by Hines Global REIT II Associates Limited Partnership and (ii) the Special OP Units owned by Hines Global REIT II Advisors LP. Mr. Hines and Gerald D. Hines indirectly own and/or control Hines Global REIT II Associates Limited Partnership and Hines Global REIT II Advisors LP. Limited partners in the Operating Partnership may request repurchase of their OP Units for cash or, at our option, shares of common stock. The holder of the Special OP Units is entitled to the performance participation allocation described in “Item 13. Certain Relationships and Related Party Transactions, and Director Independence.”

Item 13. *Certain Relationships and Related Transactions, and Director Independence*

Our Advisor

We do not have employees. Subject to the supervision of our board of directors, our day-to-day operations are conducted by our Advisor in accordance with the Advisory Agreement. Our Advisor is an affiliate of Hines and is wholly-owned, indirectly, by, or for the benefit of, the Chairman of our board of directors, Jeffrey C. Hines, and his father, Gerald D. Hines. All of our executive officers are employed by, and all of our executive officers actively participate in, the management of our Advisor and its affiliates. Jeffrey C. Hines serves as the Chairman of the Managers of the general partner of our Advisor and Charles M. Baughn serves as a Manager of the general partner of our Advisor.

Our executive officers have control and primary responsibility for the management decisions of our Advisor, including the selection of investment properties to be recommended to our board of directors, the negotiations for these investments, and the property management and leasing of properties we acquire directly. On December 6, 2018, our Advisory Agreement was amended to extend the initial term through December 31, 2018. On December 13, 2018, our Advisory Agreement was renewed and has a term ending December 31, 2019, and may be renewed for an unlimited number of successive periods (up to one year at a time) upon the mutual consent of the parties. Renewals of the agreement must be approved by the Conflicts Committee. The Advisory Agreement may be terminated:

- immediately by us (i) in the event our Advisor commits fraud, criminal conduct, willful misconduct or negligent breach of fiduciary duty, (ii) upon the bankruptcy of our Advisor or its involvement in similar insolvency proceedings or (iii) in the event of a material breach of the Advisory Agreement by our Advisor that remains uncured after 10 days' written notice;
- without cause or penalty by us or by our Advisor upon 60 days' written notice; or
- immediately by our Advisor upon our bankruptcy or involvement in similar insolvency proceedings or any material breach of the Advisory Agreement by us that remains uncured after 10 days' written notice.

Our Advisor and its affiliates receive compensation and are reimbursed for certain expenses in connection with services provided to us. These payments are summarized below. In the event the Advisory Agreement is terminated, our Advisor will be paid all earned, accrued and unpaid compensation and expense reimbursements within 30 days. Upon termination, we may also be obligated to purchase certain ownership interests in the Operating Partnership owned by our Advisor or other affiliates of Hines under certain circumstances.

The following summarizes the fees payable to our Advisor:

- Effective as of December 6, 2017, our Advisor agreed to advance all of our organization and offering costs related to the Follow-On Offering through December 31, 2018. We will reimburse our Advisor for all such advanced expenses as well as any organization and offering costs incurred by our Advisor related to our Initial Offering ratably through December 31, 2023 to the extent cumulative organization and offering costs do not exceed an amount equal to 2.5% of gross offering proceeds from our public offerings. Following December 31, 2023, we will reimburse our Advisor for any organization and offering costs that it incurs on our behalf as and when incurred, to the extent that aggregate reimbursements to our Advisor for cumulative organization and offering costs do not exceed an amount equal to 2.5% of the gross offering proceeds from our public offerings. The total reimbursement related to organization and offering costs, selling commissions, dealer manager fees and the distribution and stockholder servicing fees related to a particular public offering may not exceed 15.0% of gross proceeds from the offering. For the year ended December 31, 2018, our Advisor incurred \$3.3 million in organization and offering costs.
- Our Advisor also receives asset management fees of 0.0625% per month of the cost of our real estate investments at the end of each month; provided that, with respect to real estate investments included in the most recent determination of our NAV per share, the asset management fees will be equal to 0.0625% per month of the most recently determined value of such real estate investments at the end of each month. The asset management fee cannot exceed an amount equal to 1/12th of 1.25% of our NAV at the end of each applicable month. Additionally, the asset management fee can be paid, at our Advisor's election, in cash, Class I shares or Class I OP Units in the Operating Partnership. Our Advisor earned \$5.0 million in asset management fees during the year ended December 31, 2018.
- We will reimburse our Advisor for all expenses paid or incurred by our Advisor in connection with the services provided to us, subject to the limitation that we will not reimburse our Advisor for any amount by which our operating

expenses (including the asset management fee and the performance participation allocation) at the end of the four preceding fiscal quarters exceeds the greater of: (A) 2.0% of our average invested assets, or (B) 25.0% of our net income determined without reduction for any additions to reserves for depreciation, bad debts or other similar non-cash reserves and excluding any gain from the sale of our assets for that period (the “2%/25% Limitation”). In 2018, these limits were not exceeded. In 2018, our Advisor incurred \$2.3 million in expenses, such as general and administrative expenses, on our behalf, which were reimbursed by us. See “Hines – Property Management and Leasing Agreements” below for additional information concerning expense reimbursements to Hines.

We also agreed to indemnify our Advisor against losses it incurs in connection with its performance of its obligations under the Advisory Agreement, subject to terms and conditions in the Advisory Agreement.

Through its ownership of the Special OP Units of the Operating Partnership, our Advisor also holds a performance participation interest in the Operating Partnership that entitles it to receive an allocation of the Operating Partnership’s total return to its capital account. Total return is defined as distributions paid or accrued plus the change in NAV for the applicable period. Under the limited partnership agreement of the Operating Partnership, the annual total return will be allocated solely to our Advisor after the other unit holders have received a total return of 5% (after recouping any loss carryforward amount) and such allocation will continue until the allocation between our Advisor and all other unit holders is equal to 12.5% and 87.5% respectively. Thereafter, our Advisor will receive an allocation of 12.5% of the annual total return. The allocation of the performance participation interest is ultimately determined at the end of each calendar year, so long as the Advisory Agreement has not been terminated, and will be paid in cash or Class I OP Units of the Operating Partnership, at the election of our Advisor. For the year ended December 31, 2018, our Advisor earned a performance participation allocation of \$6.0 million.

The Dealer Manager

The table below summarizes the fees payable to the Dealer Manager, effective as of December 6, 2017, the effective date of the Restructuring, with respect to the sale of Follow-On Offering Shares. The upfront selling commissions and dealer manager fees are each a percentage of the gross offering proceeds of the shares sold in the primary offering. No upfront selling commissions or dealer manager fees are payable with respect to shares issued under our distribution reinvestment plan.

	Class T Shares	Class S Shares	Class D Shares	Class I Shares
Selling Commission	3.0%	3.5%	None	None
Dealer Manager Fee	0.5%	None	None	None
Ongoing Distribution and Stockholder Servicing Fees (as a percentage of the aggregate NAV of the outstanding shares of each class of common stock)	1.0%	1.0%	0.25%	None

During the year ended December 31, 2018:

- the Dealer Manager earned approximately \$0.1 million in dealer manager fees, which excludes the amount paid to the Dealer Manager by our Advisor, a portion of which the Dealer Manager re-allowed to participating broker dealers;
- the Dealer Manager earned approximately \$0.8 million in selling commissions, all of which the Dealer Manager re-allowed to participating broker dealers; and
- the Dealer Manager earned approximately \$2.0 million in distribution and stockholder servicing fees, all of which the Dealer Manager re-allowed to participating broker dealers.

Hines

Property Management and Leasing Agreements

Hines or its affiliates manage the properties in which we invest. When we acquire properties directly, we expect that we will pay Hines property management fees, leasing fees, tenant construction fees and other fees customarily paid to a property manager. Hines is wholly-owned by Jeffrey C. Hines and his father, Gerald D. Hines.

During the year ended December 31, 2018, Hines earned the following approximate amounts pursuant to property management agreements under which Hines manages some of our properties:

- \$1.1 million in property management fees;
- \$0.9 million in leasing commissions and construction management fees; and
- \$2.2 million for all costs Hines incurred in providing property management and leasing services pursuant to the property management and leasing agreements. Included in this reimbursement of operating costs are the cost of personnel and overhead expenses related to such personnel located at the property as well as off-site personnel located in Hines' headquarters and regional offices, to the extent the same relate to or support the performance of Hines' duties under the agreements.

Credit Facilities with Hines

On December 15, 2014, the Company entered into a credit facility with Hines (the "Hines Credit Facility") with a maximum principal amount of \$75.0 million with interest and payment terms similar to the Restated Hines Credit Facility described below. The Hines Credit Facility had a maturity date of December 15, 2017. We terminated the Hines Credit Facility on October 2, 2017 and subsequently on October 2, 2017, the Operating Partnership entered into an uncommitted loan agreement with Hines for a maximum principal amount of \$240.0 million (the "Restated Hines Credit Facility"). The Restated Hines Credit Facility was subsequently amended on November 30, 2017 to reduce the maximum principal amount to \$75.0 million and further amended in December 2018 to extend the maturity date as described below. Interest on each advance under the Restated Hines Credit Facility is charged monthly at a variable rate, which is (i) Hines' then-current borrowing rate under its revolving credit facility or (ii) if the Operating Partnership enters into a revolving credit facility ("the OP Facility"), the rate under such facility. Each advance under the Restated Hines Credit Facility must be repaid within six months, subject to 1 six-month extension at the option of the Operating Partnership and subject to the satisfaction of certain conditions. Effective as of December 13, 2018, the Restated Hines Credit Facility will terminate on the earlier of (a) the termination of the availability period as determined by Hines at its discretion (which will not impact the maturity date of any outstanding or previously approved advance under the loan agreement); (b) December 31, 2019; and (c) the date Hines accelerates the repayment of the loan agreement pursuant to any event of default.

Notwithstanding that each advance under the Restated Hines Credit Facility matures six months after it is made, the Operating Partnership is required to repay each advance with any capital raised, unless the Operating Partnership enters into a revolving credit facility, at which point the Operating Partnership may use such proceeds from its public offering to repay the OP Facility, if any, prior to repaying any advances under the Restated Hines Credit Facility. The Restated Hines Credit Facility also permits voluntary prepayment of principal and accrued interest.

The Restated Hines Credit Facility requires the maintenance of certain financial covenants beginning the earlier of (a) September 30, 2018 or (b) the effective date of the OP Facility, if any, which includes covenants concerning indebtedness to total asset value. In addition, the Restated Hines Credit Facility contains customary affirmative and negative covenants, which, among other things, prohibit us and the Operating Partnership from: (i) merging with other companies or changing ownership interest; (ii) selling all or substantially all of our assets or properties; and (iii) if in default under the loan agreement, paying distributions to our stockholders other than as required to maintain our status as a real estate investment trust. The Restated Hines Credit Facility also requires us to deliver to Hines certain quarterly and annual financial information.

For the year ended December 31, 2018, we made draws of \$90.5 million and made payments of \$46.7 million under the Restated Hines Credit Facility, resulting in a \$55 million outstanding balance on December 31, 2018. Additionally, we incurred an aggregate of \$0.9 million in interest expense for the year ended December 31, 2018 under the Restated Hines Credit Facility.

Ownership Interests

The Operating Partnership

On July 31, 2013, we formed the Operating Partnership. Hines Global REIT II Associates Limited Partnership made an initial investment of \$190,000 in limited partnership interests of the Operating Partnership and owned less than a 0.1% limited partnership interest in the Operating Partnership as of December 31, 2018. Our Advisor owns the Special OP Units in the Operating Partnership, as described in Item 13. Certain Relationships and Related Transactions, and Director Independence.

Policies and Procedures for Review of Related Party Transactions

Potential conflicts of interest exist among us, Hines, our Advisor and other affiliates of Hines in relation to our existing agreements and how we will operate. Currently, three of our five directors are independent directors, and each of our independent directors, serve on the Conflicts Committee of our board of directors. The Conflicts Committee reviews and approves all matters that our board of directors believes may involve conflicts of interest.

In order to reduce the effect of certain potential conflicts of interest, our Charter contains a number of restrictions relating to transactions we enter into with Hines, our Advisor, any of our directors and their respective affiliates. These restrictions include, among others, the following:

- Except as otherwise permitted in our Charter, we will not engage in transactions with Hines, our Advisor, any of our directors or their respective affiliates unless a majority of our directors, including a majority of our independent directors, not otherwise interested in the transaction approve such transactions as fair and reasonable to us and on terms and conditions not less favorable to us than those available from unaffiliated third parties.
- We will not purchase a property from Hines, our Advisor, any of our directors or their respective affiliates without a determination by a majority of our directors, including a majority of our independent directors, not otherwise interested in the transaction that the transaction is fair and reasonable to us and at a price no greater than the cost of the property to Hines, our Advisor, any of our directors or their respective affiliates, unless there is substantial justification for any amount that exceeds such cost and such excess amount is determined to be reasonable. In all cases where assets are acquired from Hines, our Advisor, any of our directors or their respective affiliates, the fair market value of such assets will be determined by an independent expert selected by our independent directors. In no event will we acquire any property from Hines, our Advisor, any of our directors or their respective affiliates at a price that exceeds the appraised value of the property; provided that in the case of a development, redevelopment or refurbishment project that we agree to acquire prior to completion of the project, the appraised value will be based upon the completed value of the project as determined at the time the agreement to purchase the property is entered into. We will not sell or lease a property to Hines, our Advisor, any of our directors or their respective affiliates unless a majority of our directors, including a majority of the independent directors, not otherwise interested in the transaction determine the transaction is fair and reasonable to us. Even following these procedures, Hines and its affiliates (including our officers and directors) may make substantial profits in connection with the acquisition or sale of properties from other investment vehicles sponsored by Hines, our Advisor, any of our directors or their respective affiliates.
- We will not enter into joint ventures with Hines, our Advisor, any of our directors or their respective affiliates, unless a majority of our directors, including a majority of our independent directors, not otherwise interested in the transaction approves such transaction as being fair and reasonable to us and determines that our investment is on terms substantially similar to the terms of third parties making comparable investments.
- We will not make any loan to Hines, our Advisor, any of our directors or their respective affiliates except in the case of loans to our wholly owned subsidiaries and loans in which an independent expert has appraised the underlying asset. Any loans to us by Hines, our Advisor, any of our directors or their respective affiliates must be approved by a majority of our directors, including a majority of the independent directors, not otherwise interested in the transaction as fair, competitive and commercially reasonable, and on terms no less favorable to us than loans between unaffiliated parties under the same circumstances.

Item 14. Principal Accounting Fees and Services

Deloitte & Touche LLP, the member firms of Deloitte Touche Tohmatsu, and their respective affiliates (collectively “Deloitte & Touche”) serve as our principal accounting firm. Deloitte & Touche audited our financial statements for the years ended December 31, 2018 and 2017. Deloitte & Touche reports directly to our Audit Committee.

Fees

Deloitte & Touche’s aggregate fees billed to us for the fiscal years ended December 31, 2018 and 2017 are as follows:

	2018	2017
Audit Fees	\$ 678,000	\$ 640,000
Audit-Related Fees ⁽¹⁾	\$ 68,400	\$ 105,850
Tax Fees	\$ —	\$ —
All Other Fees	\$ —	\$ —
Total Fees	\$ 746,400	\$ 745,850

(1) These fees primarily relate to internal control attestation consultations, accounting consultations and other attestation services.

Pre-approval Policies and Procedures

Our Audit Committee has adopted a pre-approval policy requiring the Audit Committee to pre-approve all audit and permissible non-audit services to be performed by Deloitte & Touche. In determining whether or not to pre-approve services, the Audit Committee will consider whether the service is a permissible service under the rules and regulations promulgated by the SEC, and, if permissible, the potential effect of such services on the independence of Deloitte & Touche. All services performed for us in 2018 were pre-approved or ratified by our Audit Committee.

PART IV

Item 15. Exhibits, Financial Statement Schedules

(a)(1) *Financial Statements*

Hines Global Income Trust, Inc.

Consolidated Financial Statements — as of December 31, 2018 and 2017 and for the Years Ended December 31, 2018, 2017 and 2016.

Report of Independent Registered Public Accounting Firm	78
Audited Consolidated Financial Statements	
Consolidated Balance Sheets	79
Consolidated Statements of Operations and Comprehensive Income (Loss)	80
Consolidated Statements of Equity	81
Consolidated Statements of Cash Flows	82
Notes to Consolidated Financial Statements	83

(2) *Financial Statement Schedules*

Schedule II — Valuation and Qualifying Accounts is set forth beginning on page 129 hereof.

Schedule III — Real Estate Assets and Accumulated Depreciation is set forth beginning on page 130 hereof.

All other schedules for which provision is made in the applicable accounting regulations of the SEC are not required under the related instructions or are not applicable and therefore have been omitted.

(b) *Exhibits*

Reference is made to the Index beginning on page 132 for a list of all exhibits filed as a part of this report.

Item 16. Form 10-K Summary

The Company has elected not to include a summary.

* * * * *

Hines Global Income Trust, Inc.
Schedule II — Valuation and Qualifying Accounts

Description	Balance at the Beginning of the Period	Charged to Costs and Expenses	Deductions	Balance at the End of the Period
	(amounts in thousands)			
Deferred Tax Asset Valuation Allowance as of December 31, 2018	\$ 205	\$ 1,368	\$ (753)	\$ 820
Deferred Tax Asset Valuation Allowance as of December 31, 2017	\$ —	\$ 927	\$ (722)	\$ 205
Allowance for Doubtful Accounts as of December 31, 2018	\$ 81	\$ 229	\$ —	\$ 310
Allowance for Doubtful Accounts as of December 31, 2017	\$ 55	\$ 26	\$ —	\$ 81

Schedule III — Real Estate Assets and Accumulated Depreciation
December 31, 2018

Description ^(a)	Location	Encumbrances	Initial Cost ^(b)			Costs Capitalized Subsequent to Acquisition ^(c)	Gross Amount at Which Carried at 12/31/2017			Accumulated Depreciation ^(e)	Date of Construction	Date Acquired
			Land	Buildings and Improvements	Total		Land	Buildings and Improvements	Total ^(d)			
			(In thousands)									
Bishop's Square	Dublin, Ireland	\$ 63,171	\$ —	\$ 53,643	\$ 53,643	\$ 18,547	\$ —	\$ 72,190	\$ 72,190	\$ (5,379)	2001	3/3/2015
Domain Apartments	Las Vegas, Nevada	34,300	5,690	50,790	56,480	192	5,690	50,982	56,672	(5,387)	2014	1/29/2016
Cottonwood Corporate Center	Salt Lake City, Utah	74,110	13,600	98,758	112,358	1,390	13,600	100,148	113,748	(6,274)	1997, 2000	7/5/2016
Goodyear Crossing II	Phoenix, Arizona	29,000	7,270	41,620	48,890	—	7,270	41,620	48,890	(2,467)	2008, 2009	8/18/2016
Rookwood	Cincinnati, Ohio	96,000	45,320	132,466	177,786	404	45,320	132,870	178,190	(6,616)	1993, 2000	1/6/2017
Montrose Student Residences	Dublin, Ireland	25,869	5,691	33,705	39,396	3,157	6,040	36,513	42,553	(1,687)	1964, 2013-2015	3/24/2017
Queen's Court Student Residences	Reading, United Kingdom	37,565	14,086	50,894	64,980	(2,069)	13,511	49,400	62,911	(1,613)	2016	10/11/2017
Venue Museum District	Houston, Texas	45,000	17,409	52,538	69,947	31	17,409	52,569	69,978	(384)	2009	9/21/2018
Fresh Park Venlo	Venlo, The Netherlands	85,809	—	128,977	128,977	(1,726)	—	127,251	127,251	(767)	1960-2018	10/5/2018
Maintal Logistics	Maintal, Germany	—	15,031	30,175	45,206	174	15,089	30,291	45,380	—	1974, 2001-2002	12/31/2018
		\$ 490,824	\$ 124,097	\$ 673,566	\$ 797,663	\$ 20,100	\$ 123,929	\$ 693,834	\$ 817,763	\$ (30,574)		

(a) Assets consist of quality office, retail, industrial and residential/living properties.

(b) Components of initial cost for the property acquired using a foreign currency were converted using the currency exchange rate as of the date of acquisition.

(c) Includes the effect of changes in the exchange rate between the date of acquisition and December 31, 2018 for the property that is denominated in a foreign currency.

(d) The aggregate cost for federal income tax purposes is \$840.0 million as of December 31, 2018.

(e) Real estate assets are depreciated or amortized using the straight-line method over the useful lives of the assets by class. The estimated useful lives for computing depreciation are generally 10 years for furniture and fixtures, 15-20 years for electrical and mechanical installations and 40 years for buildings.

The changes in total real estate assets for the years ended December 31,

	2018	2017	2016
Gross real estate assets			
Balance, beginning of period	\$ 591,005	\$ 290,212	\$ 73,883
Additions during the period:			
Acquisitions	244,132	282,162	217,728
Other additions	14,653	5,561	483
Costs of real estate sold	(21,370)	—	—
Effect of changes in foreign currency exchange rates	(10,657)	13,070	(1,882)
Balance, end of period	<u>\$ 817,763</u>	<u>\$ 591,005</u>	<u>\$ 290,212</u>
Accumulated Depreciation			
Balance, beginning of period	\$ (18,172)	\$ (6,337)	\$ (1,458)
Depreciation	(13,938)	(11,393)	(4,985)
Effect of changes in foreign currency exchange rates	459	(442)	106
Retirement or sales of assets	1,077	—	—
Balance, end of period	<u>\$ (30,574)</u>	<u>\$ (18,172)</u>	<u>\$ (6,337)</u>

INDEX TO EXHIBITS

Exhibit No.	Description
3.1	Articles of Amendment and Restatement of Hines Global Income Trust, Inc. (formerly known as Hines Global REIT II, Inc.) (filed as Exhibit 3.1 to Pre-Effective Amendment No. 5 to the Registrant's Registration Statement on Form S-11, File No. 333-191106 (the "IPO Registration Statement") on August 15, 2014 and incorporated by reference herein)
3.2	Articles Supplementary of Hines Global Income Trust, Inc. (formerly known as Hines Global REIT II, Inc.) (filed as Exhibit 3.1 to Post-Effective Amendment No. 1 to the IPO Registration Statement on December 12, 2014 and incorporated by reference herein)
3.3	Articles Supplementary of Hines Global Income Trust, Inc. (formerly known as Hines Global REIT II, Inc.) (filed as Exhibit 3.1 to Post-Effective Amendment No. 6 to the IPO Registration Statement on August 12, 2015 and incorporated by reference herein)
3.4	Articles Supplementary of Hines Global Income Trust, Inc. (formerly known as Hines Global REIT II, Inc.) (filed as Exhibit 3.1 to Post-Effective Amendment No. 12 to the Registration Statement on April 28, 2017 and incorporated by reference herein)
3.5	Articles of Amendment to Articles of Amendment and Restatement of Hines Global Income Trust, Inc. (formerly known as Hines Global REIT II, Inc.) (filed as Exhibit 3.1 to the Registrant's Current Report on Form 8-K on October 16, 2017 and incorporated by reference herein)
3.6	Articles of Amendment to Articles of Amendment and Restatement of Hines Global Income Trust, Inc. (formerly known as Hines Global REIT II, Inc.) (filed as Exhibit 3.5 to Pre-Effective Amendment No. 1 to the Registration Statement on December 1, 2017 and incorporated by reference herein)
3.7	Articles Supplementary of Hines Global Income Trust, Inc. (formerly known as Hines Global REIT II, Inc.) (filed as Exhibit 3.6 to Pre-Effective Amendment No. 1 to the Registration Statement on December 1, 2017 and incorporated by reference herein)
3.8	Articles of Amendment to Articles of Amendment and Restatement of Hines Global Income Trust, Inc. (filed as Exhibit 3.7 to Pre-Effective Amendment No. 1 to the Registration Statement on December 1, 2017 and incorporated by reference herein)
3.9	Amended and Restated Bylaws of Hines Global Income Trust, Inc. (formerly known as Hines Global REIT II, Inc.) (filed as Exhibit 3.2 to Pre-Effective Amendment No. 5 to the IPO Registration Statement on August 15, 2014 and incorporated by reference herein)
3.10	Amendment No. 1 to Amended and Restated Bylaws of Hines Global Income Trust, Inc. (formerly known as Hines Global REIT II, Inc.), dated September 23, 2015 (filed as Exhibit 3.5 to Post-Effective Amendment No. 7 to the IPO Registration Statement on November 17, 2015 and incorporated by reference herein)
3.11	Amendment No. 2 to Amended and Restated Bylaws of Hines Global Income Trust, Inc. (formerly known as Hines Global REIT II, Inc.) (filed as Exhibit 3.1 to the Registrant's Current Report on Form 8-K on September 14, 2017 and incorporated by reference herein)
4.1	Form of Subscription Agreement (filed as Appendix A-1 and A-2 to the Prospectus Supplement filed on February 12, 2018 and incorporated by reference herein)
4.2	Sixth Amended and Restated Distribution Reinvestment Plan, effective as of December 4, 2017 (filed as Appendix B to the Prospectus contained in Pre-Effective Amendment No. 1 to the Registration Statement filed on December 1, 2017 and incorporated by reference herein)
10.1	Amended and Restated Escrow Agreement, dated as of December 12, 2014, by and among Hines Securities Inc., Hines Global REIT II, Inc. and UMB Bank, N.A. (filed as Exhibit 10.3 to Post-Effective Amendment No. 1 to the IPO Registration Statement on December 12, 2014 and incorporated by reference herein)
10.2	Form of Indemnification Agreement entered into between Hines Global Income Trust, Inc. (formerly known as Hines Global REIT II, Inc.) and each of the following persons as of August 15, 2014: Jeffrey C. Hines, Charles M. Baughn, Humberto Cabañas, Dougal A. Cameron, John O. Niemann, Jr., Sherri W. Schugart, Ryan T. Sims, David L. Steinbach, Kevin L. McMeans and J. Shea Morgenroth (filed as Exhibit 10.4 to the IPO Registration Statement on September 11, 2013 and incorporated by reference herein)
10.3	Promissory Note, dated as of January 29, 2016 by and between Hines Global REIT II 891 Coronado LLC, as borrower, and Wells Fargo Bank, National Association, as lender (filed as Exhibit 10.6 to the Registrant's Current Report on Form 8-K filed on February 4, 2016 and incorporated by reference herein)
10.4	Loan Agreement, dated as of July 5, 2016 by and between Principal Life Insurance Company, as Lender and HGREIT II Cottonwood Center LLC, as Borrower (filed as Exhibit 10.26 to Post-Effective Amendment No. 10 to the IPO Registration Statement on October 5, 2016 and incorporated by reference herein)
10.5	Term Loan Agreement, dated as of August 18, 2016 by and between SunTrust Bank, as Lender and HGREIT II Goodyear Crossing LLC, as Borrower (filed as Exhibit 10.27 to Post-Effective Amendment No. 10 to the IPO Registration Statement on October 5, 2016 and incorporated by reference herein)
10.6	Form of Property Management and Leasing Agreement between Subsidiary of Hines Global Income Trust, Inc. (formerly known as Hines Global REIT II, Inc.) and Hines Interests Limited Partnership (Domestic Office Properties) (filed as Exhibit 10.29 to Post-Effective Amendment No. 10 to the Registration Statement on October 5, 2016 and incorporated by reference herein)
10.7	Form of Property Management and Leasing Agreement between Subsidiary of Hines Global Income Trust, Inc. (formerly known as Hines Global REIT II, Inc.) and Hines Interests Limited Partnership (Domestic Multi-family and Industrial Properties) (filed as Exhibit 10.30 to Post-Effective Amendment No. 10 to the Registration Statement on October 5, 2016 and incorporated by reference herein)

Exhibit No.	Description
10.8	Open End Mortgage and Security Agreement dated as of April 1, 2015 by and between Nationwide Life Insurance Company, as Lender, and CLP-SPF Rookwood Commons, LLC, as Borrower (filed as Exhibit 10.2 to the Registrant's Current Report on Form 8-K on January 6, 2017 and incorporated by reference herein)
10.9	Open End Mortgage and Security Agreement dated as of July 1, 2013 by and between Nationwide Life Insurance Company, as Lender, and CLP-SPF Rookwood Pavilion, LLC, as Borrower (filed as Exhibit 10.3 to the Registrant's Current Report on Form 8-K on January 6, 2017 and incorporated by reference herein)
10.10	Assumption and Modification Agreement dated as of January 6, 2017, by and between Nationwide Life Insurance Company, as Lender, CLP-SPF Rookwood Pavilion LLC, as Original Borrower, and HGREIT II Madison Road LLC, as Borrower (filed as Exhibit 10.4 to the Registrant's Current Report on Form 8-K on January 6, 2017 and incorporated by reference herein)
10.11	Assumption and Modification Agreement dated as of January 6, 2017, by and between Nationwide Life Insurance Company, as Lender, CLP-SPF Rookwood Commons LLC, as Original Borrower, and HGREIT II Edmondson Road LLC, as Borrower (filed as Exhibit 10.5 to the Registrant's Current Report on Form 8-K on January 6, 2017 and incorporated by reference herein)
10.12	Uncommitted Loan Agreement, dated as of October 2, 2017, by and between Hines Global REIT II Properties, LP, as borrower, and Hines Interests Limited Partnership, as lender (filed as Exhibit 10.1 to the Registrant's Current Report on Form 8-K on October 3, 2017 and incorporated by reference herein)
10.13	First Amendment to Uncommitted Loan Agreement, dated as of November 30, 2017, by and between Hines Global REIT II Properties, LP, as borrower, and Hines Interests Limited Partnership, as lender (filed as Exhibit 10.1 to the Registrant's Current Report on Form 8-K on December 6, 2017 and incorporated by reference herein)
10.14	Form of Restricted Share Award Agreement (filed as Exhibit 99(a)(1)(G) to the Registrant's tender offer statement on Schedule TO on October 3, 2017 and incorporated by reference herein)
10.15	Amended and Restated Advisory Agreement, dated as of December 6, 2017, by and among Hines Global REIT II Advisors LP, Hines Global REIT II Properties LP, and Hines Global Income Trust, Inc. (filed as Exhibit 10.2 to Post-Effective Amendment No. 1 to the Registrant's Registration Statement on December 6, 2017 and incorporated by reference herein)
10.16	Fifth Amended and Restated Agreement of Limited Partnership of Hines Global REIT II Properties LP, dated as of March 6, 2018 (filed as Exhibit 10.1 to the Registrant's Current Report on Form 8-K on March 12, 2018 and incorporated by reference herein)
10.17	Purchase and Sale Agreement, dated as of August 17, 2018, by and between Grayco Lui Museum Investment 2006 LP, Grayco Lui Museum Investment II LP, as sellers and HGIT 5353 Fannin LP and HGIT 5353 Fannin Lot Parcel, Inc. as purchasers (filed as Exhibit 10.26 to the Registrant's Quarterly Report on Form 10-Q on November 14, 2018 and incorporated by reference herein)
10.18	Selected Dealer Agreement, dated as of December 13, 2018, by and among Hines Global Income Trust, Inc., Hines Securities, Inc., Hines Global REIT II Advisors LP and Ameriprise Financial Services, Inc. (filed as Exhibit 10.1 to the Registrant's Current Report on Form 8-K on December, 19 2018 and incorporated by reference herein)
10.19	Cost Reimbursement Agreement, dated as of December 13, 2018, by and among Hines Global Income Trust, Inc., Hines Securities, Inc., Hines Global REIT II Advisors LP, and American Enterprise Investment Services Inc. (filed as Exhibit 10.2 to the Registrant's Current Report on Form 8-K on December, 19 2018 and incorporated by reference herein)
10.20	Second Amendment to Uncommitted Loan Agreement, dated as of December 13, 2018, by and between Hines Global REIT II Properties, LP, as borrower, and Hines Interests Limited Partnership, as lender. (filed as Exhibit 10.3 to the Registrant's Current Report on Form 8-K on December, 19 2018 and incorporated by reference herein)
21.1*	List of Subsidiaries of Hines Global Income Trust, Inc.
23.1*	Consent of Deloitte & Touche LLP
31.1*	Certification
31.2*	Certification
32.1*	Certification of Chief Executive Officer and Chief Financial Officer pursuant to 18 U.S.C., Section 1350, as adopted pursuant to Section 906 of the Sarbanes-Oxley Act of 2002. Pursuant to SEC Release 34-47551 this Exhibit is furnished to the SEC herewith and shall not be deemed to be "filed."
99.1	Hines Global Income Trust, Inc. Share Redemption Program, effective as of November 30, 2018. (filed as Exhibit 99.1 to Post-Effective Amendment No. 14 to the Registrant's Registration Statement on November 27, 2018 and incorporated by reference herein)
99.2	Valuation Policy and Procedures (filed as Exhibit 99.1 to the Registrant's Current Report on Form 8-K on April 16, 2018, and incorporated by reference herein)
99.3*	Consent of Altus Group U.S., Inc.
101.INS*	Instance Document—The instance document does not appear in the interactive data file because its XBRL tags are embedded within the inline XBRL document.
101.SCH*	XBRL Taxonomy Extension Schema Document
101.CAL*	XBRL Taxonomy Extension Calculation Linkbase Document
101.DEF*	XBRL Taxonomy Extension Definition Linkbase Document
101.LAB*	XBRL Taxonomy Extension Labels Linkbase Document
101.PRE*	XBRL Taxonomy Extension Presentation Linkbase Document
*	Filed herewith

SIGNATURES

Pursuant to the requirements of Section 13 or 15(d) of the Securities Exchange Act of 1934, the Registrant has duly caused this Annual Report to be signed on its behalf by the undersigned, thereunto duly authorized representative.

HINES GLOBAL INCOME TRUST, INC.
(registrant)

March 29, 2019

By: /s/ Sherri W. Schugart

Sherri W. Schugart

President and Chief Executive Officer

Pursuant to the requirements of the Securities Exchange Act of 1934, this Report has been signed below by the following persons on behalf of the Registrant and in the capacities indicated on March 29, 2019.

Signature	Title	Date
<u>/s/ Jeffrey C. Hines</u> Jeffrey C. Hines	Chairman of the Board of Directors	March 29, 2019
<u>/s/ Sherri W. Schugart</u> Sherri W. Schugart	President and Chief Executive Officer (Principal Executive Officer)	March 29, 2019
<u>/s/ Ryan T. Sims</u> Ryan T. Sims	Chief Financial Officer and Secretary (Principal Financial Officer)	March 29, 2019
<u>/s/ J. Shea Morgenroth</u> J. Shea Morgenroth	Chief Accounting Officer and Treasurer (Principal Accounting Officer)	March 29, 2019
<u>/s/ Charles M. Baughn</u> Charles M. Baughn	Director	March 29, 2019
<u>/s/ Humberto “Burt” Cabañas</u> Humberto “Burt” Cabañas	Director	March 29, 2019
<u>/s/ Dougal A. Cameron</u> Dougal A. Cameron	Director	March 29, 2019
<u>/s/ John O. Niemann, Jr.</u> John O. Niemann, Jr.	Director	March 29, 2019

LIST OF SUBSIDIARIES

Name	Jurisdiction of Organization
Hines Global REIT II Properties LP	Delaware
HGREIT II 2819 Loker GP LLC	Delaware
HGREIT II 2819 Loker LP	Delaware
Hines GREIT II Ireland Fund Irish Collective Asset-Management Vehicle	Ireland
HGREIT II Bishops Holdings LLC	Delaware
Hines Global REIT II 891 Coronado LLC	Delaware
HGREIT II Cottonwood Center LLC	Delaware
HGREIT II Goodyear Crossing LLC	Delaware
HGREIT II Edmondson Road LLC	Delaware
HGREIT II Madison Road LLC	Delaware
HGREIT II Montrose LLC	Delaware
HGREIT II Montrose OpCo LLC	Delaware
HGREIT II Montrose Services LLC	Delaware
HGREIT II Reading LLC	Delaware
HGREIT II Reading LP	Delaware
HGREIT II Reading Student Housing B.V.	Netherlands
HGREIT II Reading Student Housing Operations B.V.	Netherlands
Hines Global REIT II Services Holdings, Inc.	Delaware
HGREIT II Reading Services, Inc.	Delaware
HGREIT II Reading, Inc.	Delaware
HGR II International Investment Manager LLC	Delaware
Hines Global Income Investments, Inc.	Delaware
HGIT 5353 Fannin Lot Parcel, Inc.	Delaware
HGIT 5353 Fannin LP	Texas
HGIT 5353 Fannin GP LLC	Delaware
HGIT Fresh Park Partner LLC	Delaware
HGIT Fresh Park Venlo Holdings LLC	Delaware
HGIT Venraysewg 100	Netherlands
HGIT Maintal LLC	Germany

CONSENT OF INDEPENDENT REGISTERED PUBLIC ACCOUNTING FIRM

We consent to the incorporation by reference in Registration Statement No. 333-221894 on Form S-3 of our report dated March 29, 2019, relating to the consolidated financial statements and financial statement schedules of Hines Global Income Trust, Inc. (formerly known as Hines Global REIT II, Inc.) and subsidiaries, appearing in this Annual Report on Form 10-K of Hines Global Income Trust, Inc. for the year ended December 31, 2018.

/s/ Deloitte & Touche LLP

Houston, Texas
March 29, 2019

**CERTIFICATION
PURSUANT TO SECTION 302 OF
THE SARBANES-OXLEY ACT OF 2002**

I, Sherri W. Schugart, certify that:

1. I have reviewed this Annual Report on Form 10-K of Hines Global Income Trust, Inc.;
2. Based on my knowledge, this report does not contain any untrue statement of a material fact or omit to state a material fact necessary to make the statements made, in light of the circumstances under which such statements were made, not misleading with respect to the period covered by this report;
3. Based on my knowledge, the financial statements, and other financial information included in this report, fairly present in all material respects the financial condition, results of operations and cash flows of the registrant as of, and for, the periods presented in this report;
4. The registrant's other certifying officer(s) and I are responsible for establishing and maintaining disclosure controls and procedures (as defined in Exchange Act Rules 13a-15(e) and 15d-15(e)) and internal control over financial reporting (as defined in Exchange Act Rules 13a-15(f) and 15d-15(f)) for the registrant and have:
 - a. designed such disclosure controls and procedures, or caused such disclosure controls and procedures to be designed under our supervision, to ensure that material information relating to the registrant, including its consolidated subsidiaries, is made known to us by others within those entities, particularly during the period in which this report is being prepared;
 - b. designed such internal control over financial reporting, or caused such internal control over financial reporting to be designed under our supervision, to provide reasonable assurance regarding the reliability of financial reporting and the preparation of financial statements for external purposes in accordance with generally accepted accounting principles;
 - c. evaluated the effectiveness of the registrant's disclosure controls and procedures and presented in this report our conclusions about the effectiveness of the disclosure controls and procedures, as of the end of the period covered by this report based on such evaluation; and
 - d. disclosed in this report any change in the registrant's internal control over financial reporting that occurred during the registrant's most recent fiscal quarter (the registrant's fourth fiscal quarter in the case of an annual report) that has materially affected, or is reasonably likely to materially affect, the registrant's internal control over financial reporting; and
5. The registrant's other certifying officer(s) and I have disclosed, based on our most recent evaluation of internal control over financial reporting, to the registrant's auditors and the audit committee of the registrant's board of directors (or persons performing the equivalent functions):
 - a. all significant deficiencies and material weaknesses in the design or operation of internal control over financial reporting which are reasonably likely to adversely affect the registrant's ability to record, process, summarize and report financial information; and
 - b. any fraud, whether or not material, that involves management or other employees who have a significant role in the registrant's internal control over financial reporting.

March 29, 2019

By: /s/ Sherri W. Schugart
Sherri W. Schugart
President and Chief Executive Officer

**CERTIFICATION
PURSUANT TO SECTION 302 OF
THE SARBANES-OXLEY ACT OF 2002**

I, Ryan T. Sims, certify that:

1. I have reviewed this Annual Report on Form 10-K of Hines Global Income Trust, Inc.;
2. Based on my knowledge, this report does not contain any untrue statement of a material fact or omit to state a material fact necessary to make the statements made, in light of the circumstances under which such statements were made, not misleading with respect to the period covered by this report;
3. Based on my knowledge, the financial statements, and other financial information included in this report, fairly present in all material respects the financial condition, results of operations and cash flows of the registrant as of, and for, the periods presented in this report;
4. The registrant's other certifying officer(s) and I are responsible for establishing and maintaining disclosure controls and procedures (as defined in Exchange Act Rules 13a-15(e) and 15d-15(e)) and internal control over financial reporting (as defined in Exchange Act Rules 13a-15(f) and 15d-15(f)) for the registrant and have:
 - a. designed such disclosure controls and procedures, or caused such disclosure controls and procedures to be designed under our supervision, to ensure that material information relating to the registrant, including its consolidated subsidiaries, is made known to us by others within those entities, particularly during the period in which this report is being prepared;
 - b. designed such internal control over financial reporting, or caused such internal control over financial reporting to be designed under our supervision, to provide reasonable assurance regarding the reliability of financial reporting and the preparation of financial statements for external purposes in accordance with generally accepted accounting principles;
 - c. evaluated the effectiveness of the registrant's disclosure controls and procedures and presented in this report our conclusions about the effectiveness of the disclosure controls and procedures, as of the end of the period covered by this report based on such evaluation; and
 - d. disclosed in this report any change in the registrant's internal control over financial reporting that occurred during the registrant's most recent fiscal quarter (the registrant's fourth fiscal quarter in the case of an annual report) that has materially affected, or is reasonably likely to materially affect, the registrant's internal control over financial reporting; and
5. The registrant's other certifying officer(s) and I have disclosed, based on our most recent evaluation of internal control over financial reporting, to the registrant's auditors and the audit committee of the registrant's board of directors (or persons performing the equivalent functions):
 - a. all significant deficiencies and material weaknesses in the design or operation of internal control over financial reporting which are reasonably likely to adversely affect the registrant's ability to record, process, summarize and report financial information; and
 - b. any fraud, whether or not material, that involves management or other employees who have a significant role in the registrant's internal control over financial reporting.

March 29, 2019

By: /s/ Ryan T. Sims
Ryan T. Sims
Chief Financial Officer and Secretary

**WRITTEN STATEMENT OF CHIEF EXECUTIVE OFFICER AND
CHIEF FINANCIAL OFFICER PURSUANT TO SECTION 906 OF THE
SARBANES-OXLEY ACT OF 2002**

The undersigned, the Chief Executive Officer and the Chief Financial Officer of Hines Global Income Trust, Inc. (the “Company”), pursuant to 18 U.S.C. Section 1350, as adopted pursuant to Section 906 of the Sarbanes-Oxley Act of 2002, each hereby certifies that to his/her knowledge, on the date hereof:

- (a) the Annual Report on Form 10-K of the Company for the year ended December 31, 2018 filed on the date hereof with the Securities and Exchange Commission (the “Report”) fully complies with the requirements of Section 13(a) or 15(d) of the Securities Exchange Act of 1934; and
- (b) the information contained in the Report fairly presents, in all material respects, the financial condition and results of operations of the Company.

Date: March 29, 2019

/s/ Sherri W. Schugart

Sherri W. Schugart

President and Chief Executive Officer

Date: March 29, 2019

/s/ Ryan T. Sims

Ryan T. Sims

Chief Financial Officer and Secretary

CONSENT OF INDEPENDENT VALUER

We hereby consent to the reference to our name and the description of our role in the valuation process of Hines Global Income Trust, Inc. and its subsidiaries (collectively, the “Company”) in the text under the caption, "Market for Registrant's Common Equity, Related Stockholder Matters and Issuer Purchases of Equity Securities-Market Information," included in Part II, Item 5 of the Annual Report on Form 10-K for the year ended December 31, 2018 of Hines Global Income Trust, Inc. being included or incorporated by reference in the Registration Statement on Form S-3 (No. 333-221894) of Hines Global Income Trust, Inc., and the related Prospectus.

In giving such consent, we do not thereby admit that we are in the category of persons whose consent is required under Section 7 of the Securities Act of 1933.

/s/ Altus Group U.S., Inc.

Altus Group U.S., Inc.

March 29, 2019